



Citizens Bond Oversight Committee
Quarterly Report
February 7, 2022

Santa Ana Unified School District

1601 E. Chestnut Avenue, Santa Ana, CA 92701

(714) 558-5501 www.sausd.us



Intentionally left blank



Measure I Overview

On November 6, 2018, the voters of the Santa Ana Unified School District approved Measure I, authorizing General Obligation Bonds (the “Bonds”) with a 70.65% approval rate. Measure I generates \$232 million over the next 10-15 years to improve and build new classrooms and support facilities in the District.

The Facilities Master Plan adopted by the District’s Board of Education in 2018 will serve as the guide to plan projects funded by Measure I. School needs are based on overall condition, educational program requirements, capacity, and available State funding. The Bonds will be used to modernize classrooms and buildings with accessibility improvements and safety upgrades, as well as to repair and upgrade aging school infrastructure, replace portable classrooms with permanent facilities, and keep schools ahead of the demands of 21st Century learning environments.

Committee Members


- Denise Lynn Reynoso – Chair
- Elaine Beverly Hoffmann – Vice Chair
- Andrew Linares - Member
- Lucinda Solorzano – Member
- Valery Vasquez – Member
- Victor Vasquez – Member
- Bulmaro Vicente – Member



Four Pillars

The Facilities Master Plan was guided by a “Four Pillars” concept to meet the needs of aging schools so that our community keeps pace with rising academic standards and opportunities to compete in the 21st Century.

Projects identified by the Facilities Master Plan generally correspond to one or more of the priorities described below.



Modernization:

The State Modernization Program provides State funds on a 60/40 State and local share basis for improvements that educationally and functionally enhance existing school facilities. Projects eligible under this program include Americans with Disability Act improvements, modifications such as air conditioning, plumbing, lighting, electrical systems, and interior finishes. Bond funds will be used to leverage State dollars and improve age-eligible schools.

Portable to Permanent (P2P):

The replacement of antiquated portables with state-of-the-art classroom learning environments help save on maintenance and energy costs and recapture open space for student play and community use. Combining State Overcrowded Relief Grant (ORG) fund savings and bond funds allow for projects including, but not limited to:

- ❖ Carver Elementary P2P
- ❖ Muir Elementary P2P
- ❖ Jefferson Elementary P2P



Infrastructure:

The replacement or improvement of antiquated building systems such as HVAC, plumbing, electrical, fire alarms, and other critical functions help reduce the District's maintenance burden and thus sustain the District's General Fund for educational programs. A focus of bond funds will be:

- ❖ Enhancing student and staff safety and security
- ❖ Improving services to clients (students, faculty, and staff)
- ❖ Reducing interruptions to education delivery

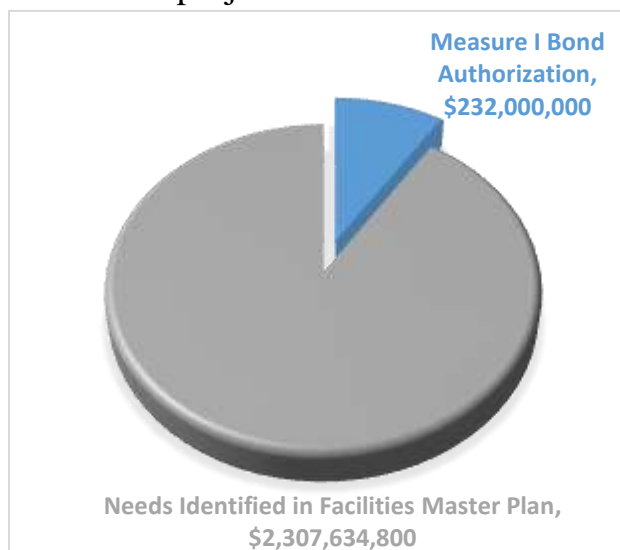
Campus Equity:

Our schools were built over many generations, all with a variety of features and functions that vary by location. Funds will be used to provide facilities, which serve all of our District community and correct inequities between campuses to keep them on par with peer schools. Goals include:

- ❖ Safe, effective, and well-maintained learning environments
- ❖ Facilities that maintain and attract enrollment and which support and enhance academic achievement
- ❖ Opportunities for parent involvement and community services

Available Funding

Measure I represents approximately 10% of the District's identified need. Within the \$232 million authorized by Measure I, about 25%, or \$59.5 million, is available for current projects.





Intentionally left blank



Santa Ana High School

520 W. Walnut St. Santa Ana, CA 92701

New Library and CTE Digital Media Arts Lab

Project Description

The District's goal for moving forward with this project was to provide an exemplary Career Technical Education (CTE) environment. The project began on September 24, 2018, and was completed on September 1, 2019. The Digital Media Arts Lab and library are now being used by students and staff.

Architect:	Baker Nowicki Design Studio
DSA Status:	Approved
Project Status:	Complete
Measure I Budget:	\$2,167,754
Total Budget:	\$5,273,368

Status Summary


The Santa Ana High School New Library and CTE Digital Media Arts Lab project is complete with DSA closeout.



Santa Ana High School

520 W. Walnut St. Santa Ana, CA 92701

New Library and CTE Digital Media Arts Lab





Santa Ana High School

520 W. Walnut St. Santa Ana, CA 92701

New Library and CTE Digital Media Arts Lab

Summary Status

Description	Budgeted	Committed	Expended
Site Cost	-	-	-
Soft Cost	675,865	675,865	675,865
Hard Cost	4,597,503	4,597,503	4,597,503
Contingency	-	-	-
Total	5,273,368	5,273,368	5,273,368
Budgeted Hard Cost 87%			

Budget Status

Initial Amount	5,273,368
Pending Changes	-
Total	5,273,368
Budgeted Contingency 0%	

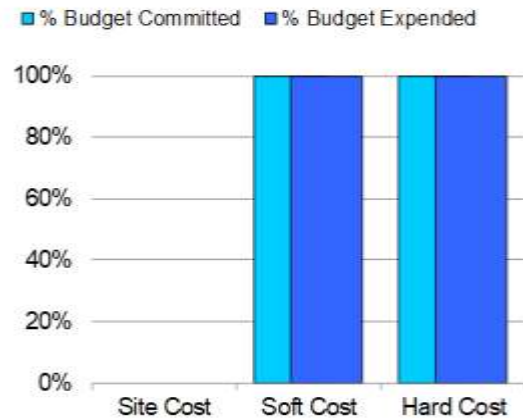
Committed Status

Initial Contracted AMT	7,346,613
Contract Changes	(2,073,245) -39%
Total	5,273,368
Budget Committed 100%	

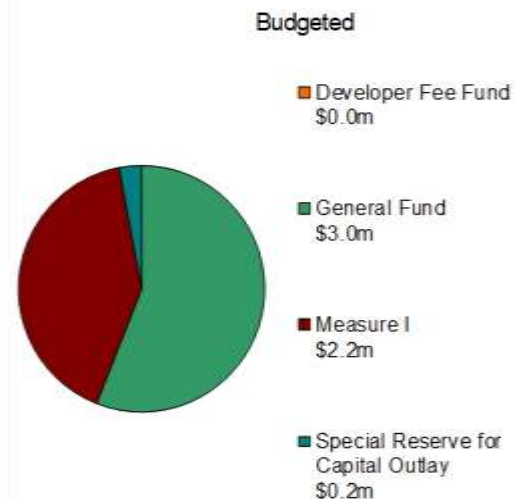
Expenditure Status

Paid	5,273,368
Total	5,273,368
Budget Expended 100%	

Progress



Funding Sources





Carver Elementary School

1401 W. Santa Ana Blvd. Santa Ana, CA 92703

Portable to Permanent (P2P)

Project Description

The Carver P2P project consists of a new 2-story classroom building with 8 classrooms. The project also provides expanded play areas, an artificial turf playfield, new play structures, and additional parking.

Architect:	Morrissey Associates, Inc.
Construction Manager:	Tilden-Coil Constructors, Inc.
DSA Status:	Approved
Project Status:	Complete
Measure I Budget:	\$24,543
Total Budget:	\$11,040,318

Status Summary

The Carver P2P project is complete with DSA closeout.



Carver Elementary School

1401 W. Santa Ana Blvd. Santa Ana, CA 92703

Portable to Permanent (P2P)





Carver Elementary School

1401 W. Santa Ana Blvd. Santa Ana, CA 92703

Portable to Permanent (P2P)

Summary Status

Description	Budgeted	Committed	Expended
Site Cost	18,259	18,259	18,259
Soft Cost	2,209,537	2,209,537	2,209,537
Hard Cost	8,812,521	8,812,521	8,812,521
Contingency	-	-	-
Total	11,040,318	11,040,318	11,040,318
Budgeted Hard Cost 80%			

Budget Status

Initial Amount	11,040,318
Pending Changes	-
Total	11,040,318
Budgeted Contingency 0%	

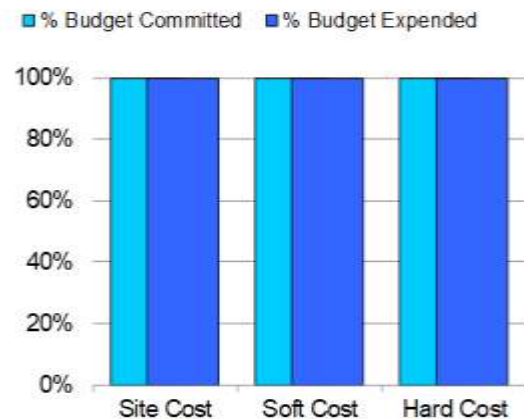
Committed Status

Initial Contracted AMT	10,903,450
Contract Changes	136,868 1%
Total	11,040,318
Budget Committed 100%	

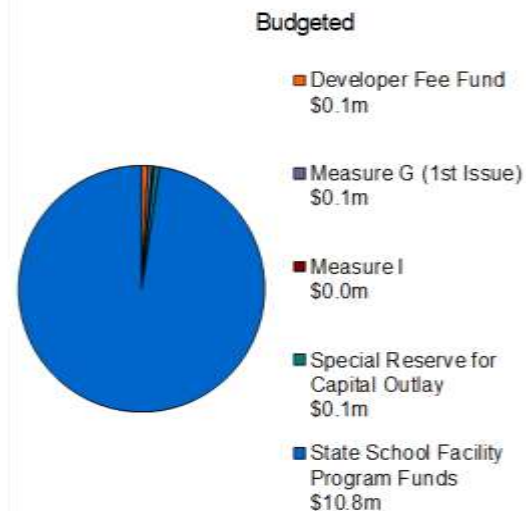
Expenditure Status

Paid	11,040,318
In Process for PMT	-
Total	11,040,318
Budget Expended 100%	

Progress



Funding Sources





Carver Elementary School

1401 W. Santa Ana Blvd. Santa Ana, CA 92703

Modernization

Project Description

Carver Elementary School was originally built in 1992. The site has 21 classrooms. Carver's modernization project consists of alterations to Building A (administration); Building B (multipurpose); and Buildings E, F, G (classrooms).

Architect:	Morrissey Associates, Inc.
Construction Manager:	Tilden Coil Constructors, Inc.
DSA Status:	Approved
Project Status:	Complete
Measure I Budget:	\$6,630,223
Total Budget:	\$7,385,047

Status Summary

The Carver P2P project is complete with DSA closeout.



Carver Elementary School

1401 W. Santa Ana Blvd. Santa Ana, CA 92703

Modernization





Carver Elementary School

1401 W. Santa Ana Blvd. Santa Ana, CA 92703

Modernization

Summary Status

Description	Budgeted	Committed	Expended
Site Cost	-	-	-
Soft Cost	1,827,171	1,807,944	1,807,944
Hard Cost	5,557,876	5,557,876	5,557,876
Contingency	-	-	-
Total	7,385,047	7,365,821	7,365,821
Budgeted Hard Cost 75%			

Budget Status

Initial Amount	7,385,047
Approved Changes	-
Pending Changes	-
Total	7,385,047
Budgeted Contingency 0%	

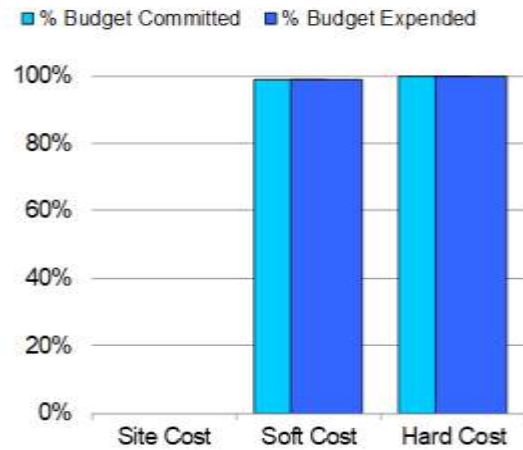
Committed Status

Initial Contracted AMT	6,758,610
Contract Changes	607,211 8%
Total	7,365,821
Budget Committed 100%	

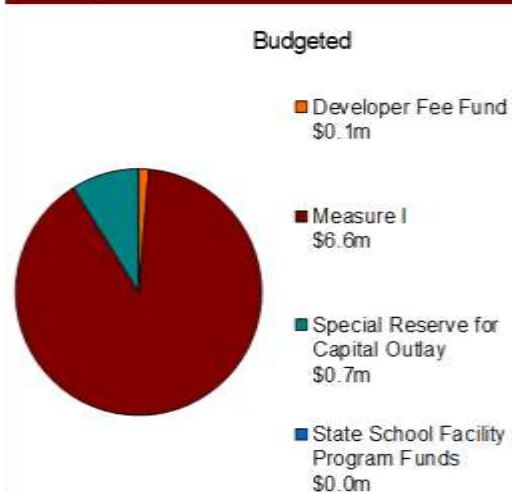
Expenditure Status

Paid	7,365,821
In Process for PMT	-
Total	7,365,821
Budget Expended 100%	

Progress



Funding Sources





Muir Fundamental Elementary School

1951 N. Marbury St. Santa Ana, CA 92705

Portable to Permanent (P2P)

Project Description

Muir Fundamental Elementary School was originally built in 1970. The site previously had 22 aging portable classrooms. This project consisted of a state-of-the-art new “Portable to Permanent” classroom building providing 22 standard classrooms with 4 multi-function “STEM” collaboration/ pull out rooms. It also included the removal of old portable classrooms and an expanded playfield.

Architect:	DLR Group
Construction Manager:	Balfour Beatty
DSA Status:	Approved
Project Status:	Complete
Measure I Budget:	\$43,600
Total Budget:	\$19,760,741

Status Summary

The Muir P2P project is complete with DSA closeout.



Muir Fundamental Elementary School

1951 N. Marbury St. Santa Ana, CA 92705

Portable to Permanent (P2P)





Muir Fundamental Elementary School

1951 N. Marbury St. Santa Ana, CA 92705

Portable to Permanent (P2P)

Summary Status

Description	Budgeted	Committed	Expended
Site Cost	-	-	-
Soft Cost	2,918,095	2,918,094	2,918,094
Hard Cost	16,842,645	16,842,587	16,842,587
Contingency	-	-	-
Total	19,760,741	19,760,682	19,760,682
Budgeted Hard Cost 85%			

Budget Status

Initial Amount	19,760,741
Pending Changes	-
Total	19,760,741
Budgeted Contingency 0%	

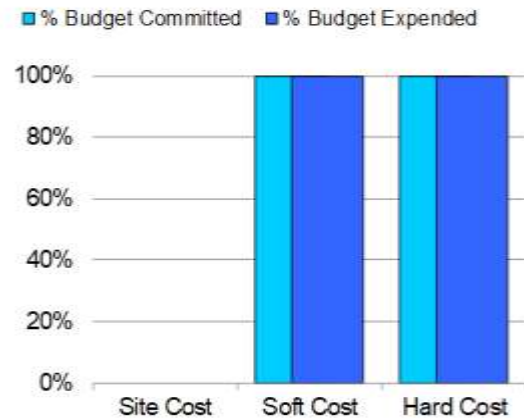
Committed Status

Initial Contracted AMT	20,152,389
Contract Changes	(391,708) -2%
Total	19,760,682
Budget Committed 100%	

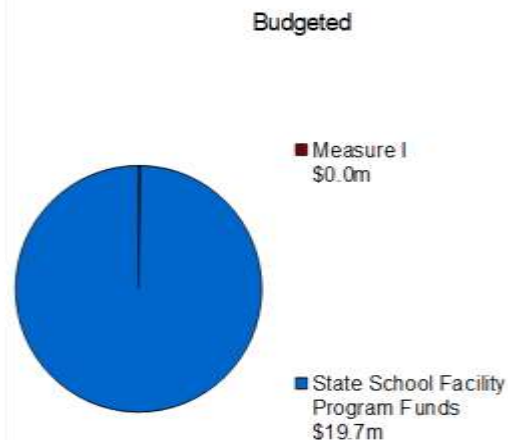
Expenditure Status

Paid	19,760,682
Total	19,760,682
Budget Expended 100%	

Progress



Funding Sources





Walker Elementary School

811 E. Bishop St. Santa Ana, CA 92701

Optimization – Swing Space

Project Description

This Campus Optimization project converted Walker Elementary School to an interim housing site to provide temporary classrooms to schools under construction.

Architect:	Morrissey Associates, Inc.
Construction Manager:	Tilden Coil Constructors, Inc.
Project Status:	Complete
Measure I Budget:	\$1,744,313
Total Budget:	\$1,991,818

Status Summary

The Walker Optimization –Swing Space project is complete with DSA closeout.



Walker Elementary School

811 E. Bishop St. Santa Ana, CA 92701

Optimization – Swing Space





Walker Elementary School

811 E. Bishop St. Santa Ana, CA 92701

Optimization – Swing Space

Summary Status

Description	Budgeted	Committed	Expended
Site Cost	-	-	-
Soft Cost	287,193	287,193	287,193
Hard Cost	1,704,624	1,629,524	1,627,074
Contingency	-	-	-
Total	1,991,817	1,916,717	1,914,267
Budgeted Hard Cost 86%			

Budget Status

Initial Amount	1,991,817
Pending Changes	-
Total	1,991,817
Budgeted Contingency 0%	

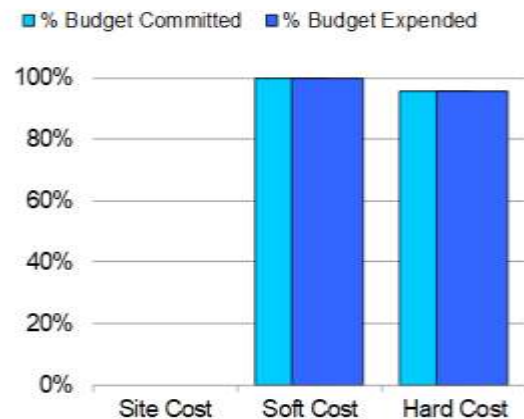
Committed Status

Initial Contracted AMT	2,089,949
Contract Changes	(173,231) -9%
Total	1,916,717
Budget Committed 96%	

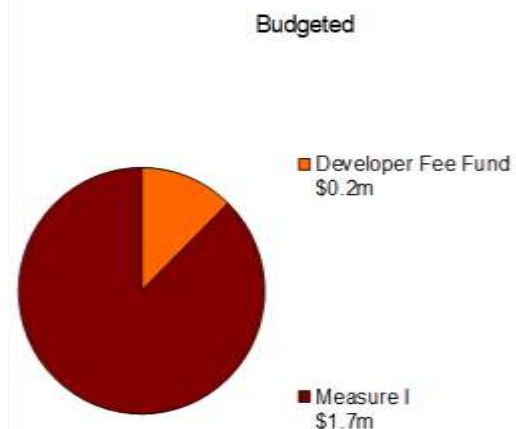
Expenditure Status

Paid	1,914,267
Total	1,914,267
Budget Expended 96%	

Progress



Funding Sources





Heninger K-8 School

417 W. Walnut Ave. Santa Ana, CA 92701

K-8 Expansion / Music & Dance Classrooms

Project Description

Heninger K-8 School serves grades K-8 on its main campus as well as Building 8 at Santa Ana High School. This project provides modern dance and music classrooms as well as support space for upper grade students.

Architect:	Baker Nowicki Design Studio
DSA Status:	Approved
Project Status:	Complete
Measure I Budget:	\$2,388,730
Total Budget:	\$2,662,304

Status Summary

The Heninger K-8 Expansion/Music & Dance Classrooms project is complete with DSA closeout.



Heninger K-8 School

417 W. Walnut Ave. Santa Ana, CA 92701

K-8 Expansion / Music & Dance Classrooms





Heninger K-8 School

417 W. Walnut Ave. Santa Ana, CA 92701

K-8 Expansion / Music & Dance Classrooms

Summary Status

Description	Budgeted	Committed	Expended
Site Cost	-	-	-
Soft Cost	484,644	484,644	484,644
Hard Cost	2,177,659	2,177,659	2,177,659
Contingency	-	-	-
Total	2,662,304	2,662,304	2,662,304
Budgeted Hard Cost 82%			

Budget Status

Initial Amount	2,662,304
Pending Changes	-
Total	2,662,304
Budgeted Contingency 0%	

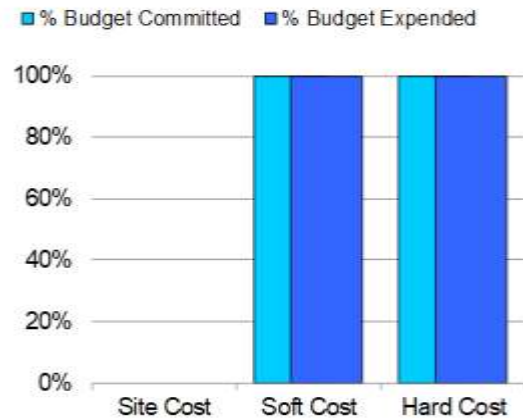
Committed Status

Initial Contracted AMT	2,820,749
Contract Changes	(158,446) -6%
Total	2,662,304
Budget Committed 100%	

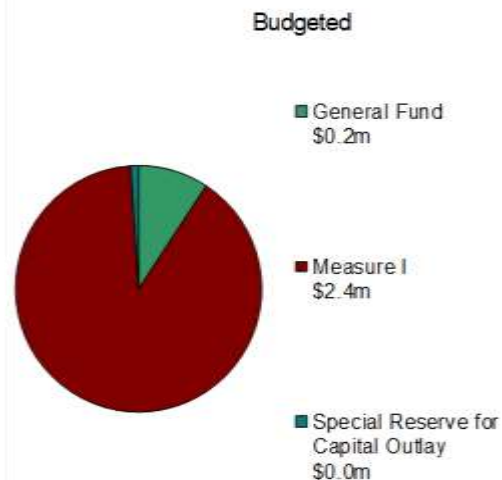
Expenditure Status

Paid	2,662,304
Total	2,662,304
Budget Expended 100%	

Progress



Funding Sources





Jackson Elementary School

1143 Nakoma Dr. Santa Ana, CA 92704

Preschool Lab Classrooms & New Playground

Project Description

Jackson Elementary School was built in 1962 and has a new classroom building built in 2009. This project will convert one of the older classroom wings into preschool classrooms. New Kindergarten and Preschool playgrounds will also be added.

Architect:	Lionakis Architecture
DSA Status:	Approved
Project Status:	Complete
Measure I Budget:	\$1,599,577
Total Budget:	\$1,599,577

Status Summary

The Jackson Preschool Lab Classrooms & Playground project is complete with DSA closeout.



Jackson Elementary School

1143 Nakoma Dr. Santa Ana, CA 92704

Preschool Lab Classrooms & New Playground





Jackson Elementary School

1143 Nakoma Dr. Santa Ana, CA 92704

Preschool Lab Classrooms & New Playground

Summary Status

Description	Budgeted	Committed	Expended
Site Cost	-	-	-
Soft Cost	211,696	211,696	211,696
Hard Cost	1,387,881	1,387,881	1,387,881
Contingency	-	-	-
Total	1,599,577	1,599,577	1,599,577
Budgeted Hard Cost 87%			

Budget Status

Initial Amount	1,599,577
Pending Changes	-
Total	1,599,577
Budgeted Contingency 0%	

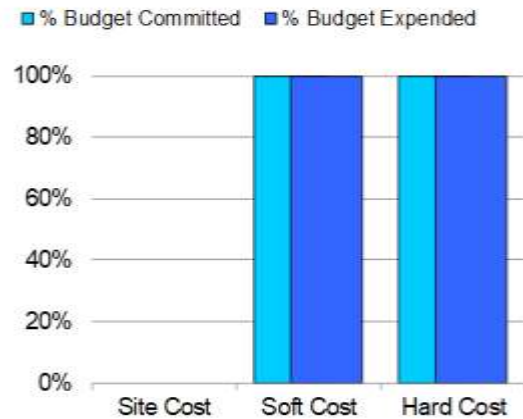
Committed Status

Initial Contracted AMT	1,643,183
Contract Changes	(43,606) -3%
Total	1,599,577
Budget Committed 100%	

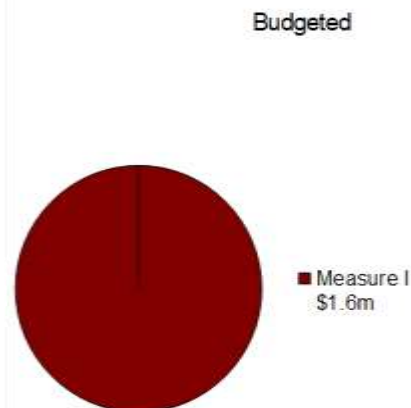
Expenditure Status

Paid	1,599,577
Total	1,599,577
Budget Expended 100%	

Progress



Funding Sources





Garfield Elementary School

850 Brown St. Santa Ana, CA 92701

Modernization

Project Description

Garfield Elementary School was originally built in 1989. The site has 35 classrooms. The modernization consists of infrastructure upgrades, library and tech room improvements, office safety enhancements, and Americans with Disabilities Act (ADA) access improvements.

Architect:	Morrissey Associates, Inc.
Construction Manager:	Tilden Coil Constructors, Inc.
DSA Status:	Approved
Project Status:	Complete
Measure I Budget:	\$7,669,956
Total Budget:	\$8,247,469

Status Summary


The Garfield Modernization project is complete pending DSA closeout.



Garfield Elementary School

850 Brown St. Santa Ana, CA 92701

Modernization





Garfield Elementary School

850 Brown St. Santa Ana, CA 92701

Modernization

Summary Status

Description	Budgeted	Committed	Expended
Site Cost	-	-	-
Soft Cost	1,738,070	1,624,139	1,609,796
Hard Cost	5,984,542	6,232,504	6,224,844
Contingency	524,857	-	-
Total	8,247,469	7,856,643	7,834,640
Budgeted Hard Cost 73%			

Budget Status

Initial Amount	8,247,469
Pending Changes	-
Total	8,247,469
Budgeted Contingency 6%	

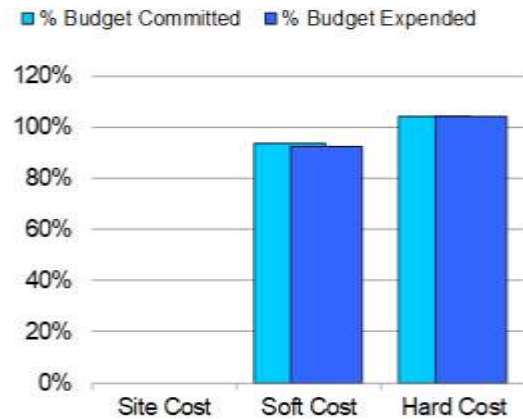
Committed Status

Initial Contracted AMT	7,286,470
Contract Changes	570,173 7%
Total	7,856,643
Budget Committed 95%	

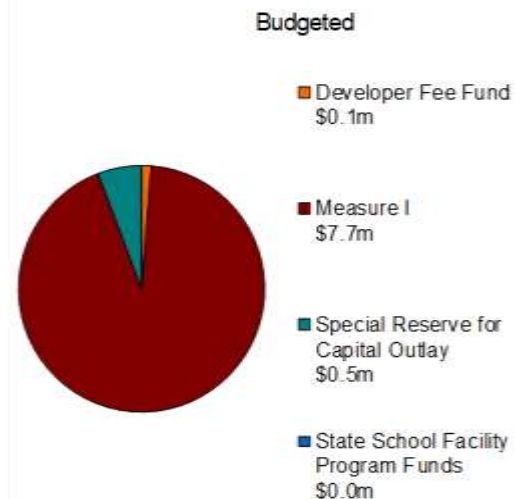
Expenditure Status

Paid	7,834,640
In Process for PMT	-
Total	7,834,640
Budget Expended 95%	

Progress



Funding Sources





Saddleback High School

2802 S. Flower St. Santa Ana, CA 92707

New Kitchen/Indoor Dining & Interim Kitchen

Project Description

The New Kitchen, Indoor Dining, and Interim Kitchen project provides an adequately sized kitchen to meet current District standards and offers an improved menu. This project converts the old kitchen into a new indoor student dining and event space. An interim kitchen will be used during construction.

Architect:	Ruhnau Clarke Architects
Construction Manager:	Bernards
DSA Status:	Approved
Project Status:	Complete
Measure I Budget:	\$7,811,505
Total Budget:	\$13,011,505

Status Summary

The Interim Kitchen was completed on December 31, 2019, and received DSA certification on July 27, 2020.

The New Kitchen Building and Indoor Dining Area are complete pending DSA closeout.



Saddleback High School

2802 S. Flower St. Santa Ana, CA 92707

New Kitchen/Indoor Dining & Interim Kitchen





Saddleback High School

2802 S. Flower St. Santa Ana, CA 92707

New Kitchen/Indoor Dining & Interim Kitchen

Summary Status

Description	Budgeted	Committed	Expended
Site Cost	-	-	-
Soft Cost	3,810,558	3,810,558	3,738,396
Hard Cost	8,960,016	8,942,343	8,407,583
Contingency	240,931	-	-
Total	13,011,505	12,752,901	12,145,980
Budgeted Hard Cost 69%			

Budget Status

Initial Amount	13,011,505
Pending Changes	-
Total	13,011,505
Budgeted Contingency 2%	

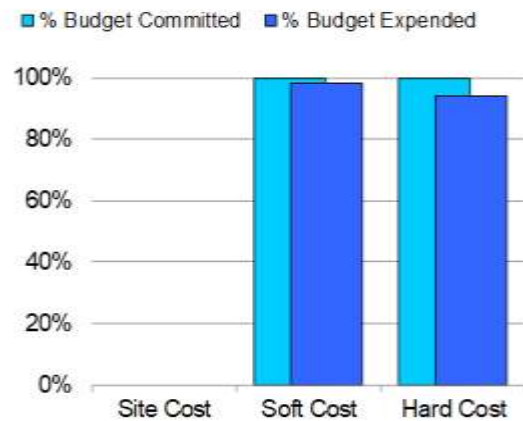
Committed Status

Initial Contracted AMT	13,603,265
Contract Changes	(850,364) -7%
Total	12,752,901
Budget Committed 98%	

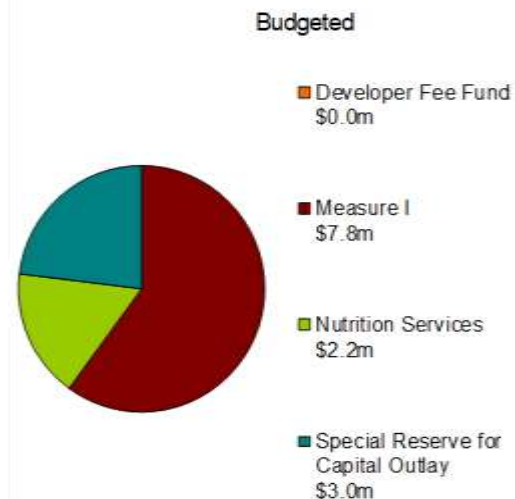
Expenditure Status

Paid	11,980,350
In Process for PMT	7,073
District Held Retentions	150,736
Construction Withholds	7,821
Total	12,145,980
Budget Expended 93%	

Progress



Funding Sources





King Elementary School

1001 S. Graham Ln. Santa Ana, CA 92703

Modernization

Project Description

King Elementary School was originally built in 1991. The site has 39 classrooms. The modernization consists of infrastructure upgrades, library and tech room improvements, office safety enhancements, and Americans with Disabilities Act (ADA) access improvements.

Architect:	Morrissey Associates, Inc.
Construction Manager:	Tilden Coil Constructors, Inc.
DSA Status:	Approved
Project Status:	Complete
Measure I Budget:	\$6,592,852
Total Budget:	\$9,188,862

Status Summary

The King Modernization project is complete pending DSA closeout.



King Elementary School

1001 S. Graham Ln. Santa Ana, CA 92703

Modernization





King Elementary School

1001 S. Graham Ln. Santa Ana, CA 92703

Modernization

Summary Status

Description	Budgeted	Committed	Expended
Site Cost	-	-	-
Soft Cost	1,782,870	1,679,870	1,471,159
Hard Cost	6,421,577	6,402,451	6,122,224
Contingency	984,415	-	-
Total	9,188,862	8,082,321	7,593,383
Budgeted Hard Cost 70%			

Budget Status

Initial Amount	9,188,862
Pending Changes	-
Total	9,188,862
Budgeted Contingency 11%	

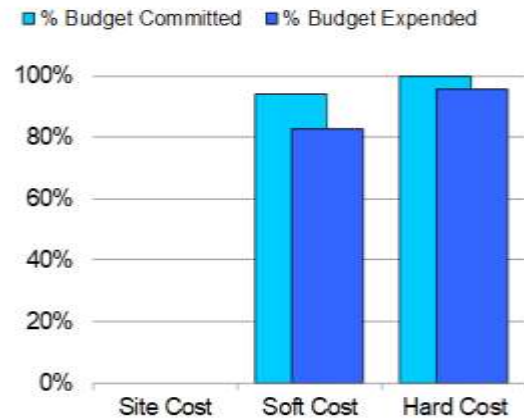
Committed Status

Initial Contracted AMT	7,879,862
Contract Changes	202,459 3%
Total	8,082,321
Budget Committed 88%	

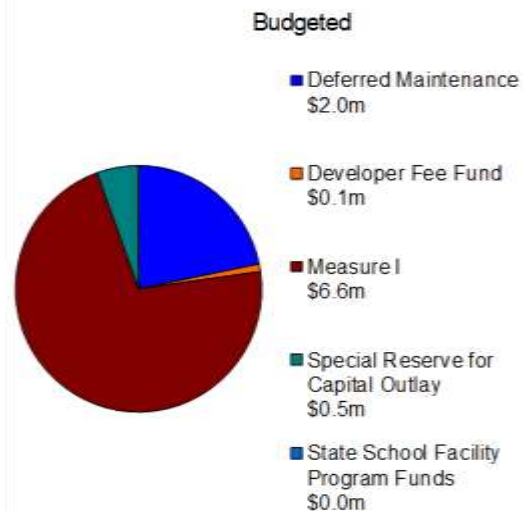
Expenditure Status

Paid	7,328,963
In Process for PMT	8,377
District Held Retentions	256,043
Total	7,593,383
Budget Expended 83%	

Progress



Funding Sources





McFadden Institute of Technology

2701 S. Raitt St. Santa Ana, CA 92704

Optimization – Pre-K–8 Conversion

Project Description

McFadden Intermediate School was built in 1965 and was renamed to McFadden Institute of Technology upon its upgrade into a Pre-Kindergarten through Eighth Grade School. The project consists of four (4) new modular kindergarten/preschool classrooms, associated play areas, and a restroom building to support this transition. It also included replacement tennis courts and Single Point of Entry.

Architect:	Morrissey Associates, Inc.
Construction Manager:	Tilden Coil Constructors, Inc.
DSA Status:	Approved
Project Status:	Complete
Measure I Budget:	\$8,380,240
Total Budget:	\$8,380,240

Status Summary

The McFadden Optimization – Pre/K–8 Conversion project is complete pending DSA closeout.



McFadden Institute of Technology

2701 S. Raitt St. Santa Ana, CA 92704

Optimization – Pre-K–8 Conversion





McFadden Institute of Technology

2701 S. Raitt St. Santa Ana, CA 92704

Optimization – Pre-K–8 Conversion

Summary Status

Description	Budgeted	Committed	Expended
Site Cost	-	-	-
Soft Cost	1,271,170	1,260,759	1,195,842
Hard Cost	7,108,549	7,108,549	6,778,190
Contingency	521	-	-
Total	8,380,240	8,369,308	7,974,032
Budgeted Hard Cost 85%			

Budget Status

Initial Amount	8,380,240
Pending Changes	-
Total	8,380,240
Budgeted Contingency 0%	

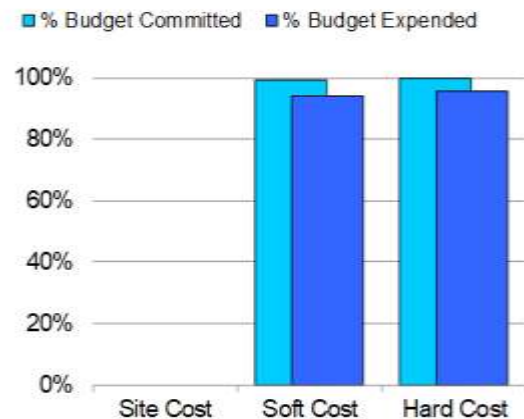
Committed Status

Initial Contracted AMT	7,271,081	
Contract Changes	1,098,227	13%
Total	8,369,308	
Budget Committed 100%		

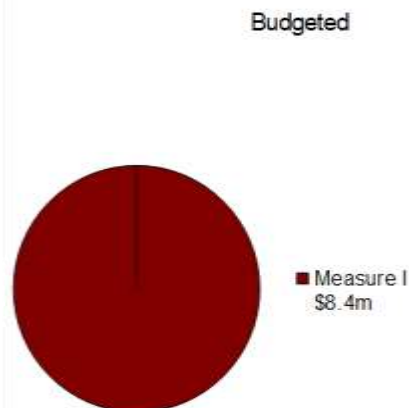
Expenditure Status

Paid	7,710,118
In Process for PMT	8,334
District Held Retentions	184,105
Construction Withholds	71,475
Total	7,974,032
Budget Expended 95%	

Progress



Funding Sources





Sierra Preparatory Academy

2021 N. Grand Ave. Santa Ana, CA 92705

Optimization – Pre-K–8 Conversion

Project Description

Sierra Preparatory Academy was built in 1964 and in 2021 was converted into a Pre-Kindergarten through Eighth Grade School. The project consists of four (4) new modular kindergarten/preschool classrooms, associated play areas, and a restroom building to support this conversion.

Architect:	Morrissey Associates, Inc.
Construction Manager:	Tilden Coil Constructors, Inc.
DSA Status:	Approved
Project Status:	Complete
Measure I Budget:	\$6,17,5895
Total Budget:	\$6,175,895

Status Summary

The Sierra Optimization – Pre/K–8 Conversion project is complete pending DSA closeout.



Sierra Preparatory Academy

2021 N. Grand Ave. Santa Ana, CA 92705

Optimization – Pre-K–8 Conversion



Santa Ana Unified School District



Sierra Preparatory Academy

2021 N. Grand Ave. Santa Ana, CA 92705

Optimization – Pre-K–8 Conversion

Summary Status

Description	Budgeted	Committed	Expended
Site Cost	-	-	-
Soft Cost	1,000,444	947,782	903,850
Hard Cost	5,175,451	5,175,017	4,849,517
Contingency	-	-	-
Total	6,175,895	6,122,798	5,753,368
Budgeted Hard Cost 84%			

Budget Status

Initial Amount	6,175,895
Pending Changes	-
Total	6,175,895
Budgeted Contingency 0%	

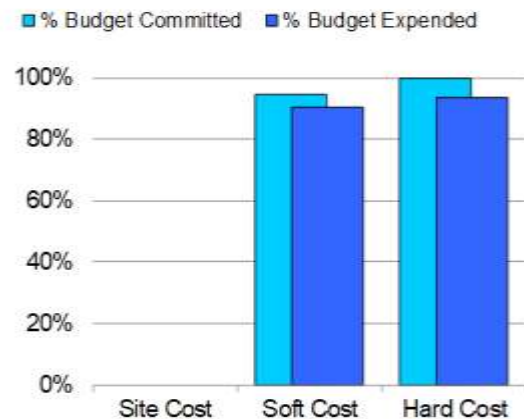
Committed Status

Initial Contracted AMT	5,689,625
Contract Changes	433,173 7%
Total	6,122,798
Budget Committed 99%	

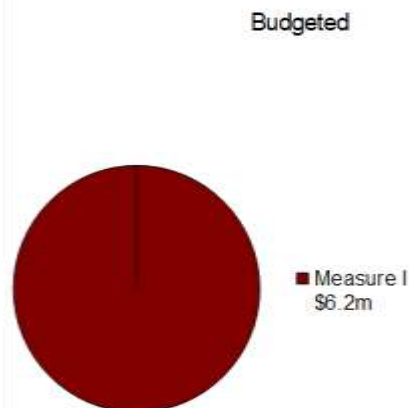
Expenditure Status

Paid	5,595,321
In Process for PMT	6,133
District Held Retentions	100,078
Construction Withholds	51,836
Total	5,753,368
Budget Expended 93%	

Progress



Funding Sources





District Wide

Various sites

Marquee Installations

Phase I

Project Description

Electronic message board installations have been designed for the following sites: Carver Elementary, Hoover Elementary, King Elementary, Jackson Elementary, Madison Elementary, Washington Elementary, Carr Intermediate, Villa Fundamental Intermediate, Advanced Learning Academy (4th Street), and Chavez High School.

Architect:	Lionakis Architecture
DSA Status:	Approved
Project Status:	Complete
Measure I Budget:	\$962,729
Project Budget:	\$962,729

Status Summary

The Carver, King, Carr, ALA II, and Chavez marquees are DSA certified. The Jackson, Madison, Villa, Washington, and Hoover are complete pending DSA closeout.



District Wide

Various sites

Marquee Installations





District Wide

Various sites

Marquee Installations

Summary Status

Description	Budgeted	Committed	Expended
Site Cost	-	-	-
Soft Cost	174,979	167,292	137,568
Hard Cost	787,750	776,392	493,073
Contingency	-	-	-
Total	962,728	943,685	630,641
Budgeted Hard Cost 82%			

Budget Status

Initial Amount	962,728
Pending Changes	-
Total	962,728
Budgeted Contingency 0%	

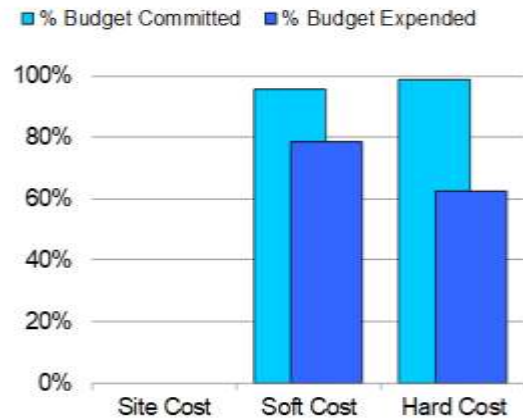
Committed Status

Initial Contracted AMT	931,133
Contract Changes	12,552 1%
Total	943,685
Budget Committed 98%	

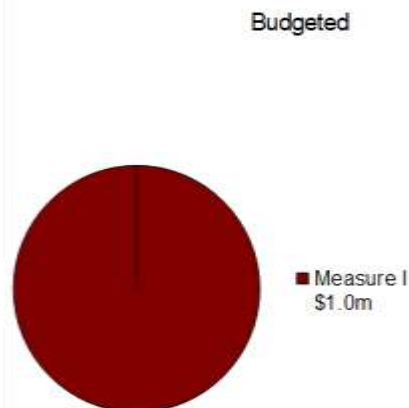
Expenditure Status

Paid	628,773
In Process for PMT	1,867
Total	630,641
Budget Expended 66%	

Progress



Funding Sources





District Wide

Various Sites

Furniture, Fixtures & Equipment

Project Description

Provide furniture or classroom technology to complete the Campus Optimization projects at Roosevelt-Walker Academy and at the Garfield Modernization and Muir Portable to Permanent (P2P) projects.

Project Status:	Complete
Measure I Budget:	\$903,100
Total Budget:	\$903,100

Status Summary

The Principals at Roosevelt-Walker, Garfield, and Muir provided feedback during the planning phase for the Campus Optimization projects. The Board directed staff to use bond funds to pay for the furniture and technology requested.



District Wide

Various Sites

Furniture, Fixtures & Equipment





District Wide

Various Sites

Furniture, Fixtures & Equipment

Summary Status

Description	Budgeted	Committed	Expended
Site Cost	-	-	-
Soft Cost	721,000	675,760	675,760
Hard Cost	100,000	-	-
Contingency	82,100	-	-
Total	903,100	675,760	675,760
Budgeted Hard Cost 11%			

Budget Status

Initial Amount	903,100
Pending Changes	-
Total	903,100
Budgeted Contingency 9%	

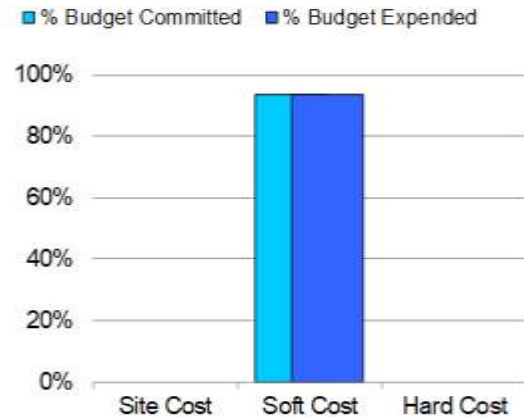
Committed Status

Initial Contracted AMT	675,760
Contract Changes	(0), 0%
Total	675,760
Budget Committed 75%	

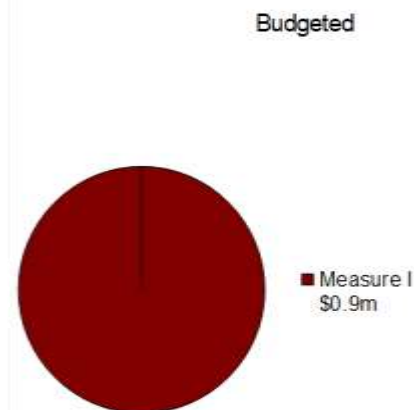
Expenditure Status

Paid	675,760
Total	675,760
Budget Expended 75%	

Progress



Funding Sources





Romero-Cruz Academy

2701 W. Fifth St. Santa Ana, CA 92703

Optimization - Playground Improvements & Kinder Classrooms

Project Description

Romero-Cruz Academy K-8 School was built in 1975 and currently houses pre-kindergarten through eighth grade. The school previously served intermediate grade levels and did not have playground equipment for elementary. The project consists of a playground addition for grades 1-5 and the conversion of three (3) existing classroom spaces into two kindergarten classrooms.

Architect:	LPA, Inc.
DSA Status:	Approved February 2021
Project Status:	Under Construction (began June 8, 2021)
Measure I Budget:	\$2,344,417
Total Budget:	\$2,344,417

Status Summary

The project interior modernization is 100% complete, and the exterior modernization is 50% complete. The remaining exterior work includes retaining walls, block walls, grading, concrete/asphalt, landscaping, and playground equipment. The project has a projected completion date of March 2022.



Romero-Cruz Academy

2701 W. Fifth St. Santa Ana, CA 92703

Optimization - Playground Improvements & Kinder Classrooms





Romero-Cruz Academy

2701 W. Fifth St. Santa Ana, CA 92703

Optimization - Playground Improvements & Kinder Classrooms

Summary Status

Description	Budgeted	Committed	Expended
Site Cost	-	-	-
Soft Cost	624,760	420,433	346,355
Hard Cost	1,600,050	1,600,050	586,263
Contingency	119,607	-	-
Total	2,344,417	2,020,483	932,617
Budgeted Hard Cost 68%			

Budget Status

Initial Amount	2,344,417
Pending Changes	-
Total	2,344,417
Budgeted Contingency 5%	

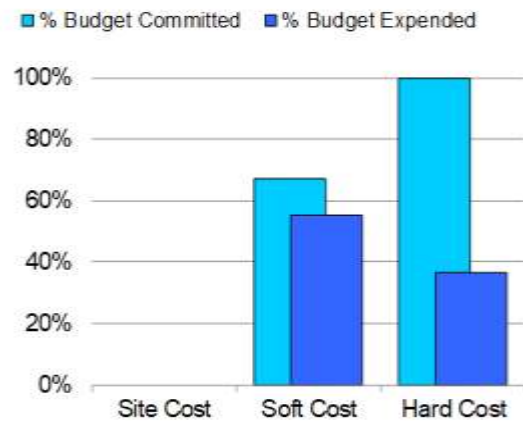
Committed Status

Initial Contracted AMT	1,933,764
Contract Changes	86,718 4%
Total	2,020,483
Budget Committed 86%	

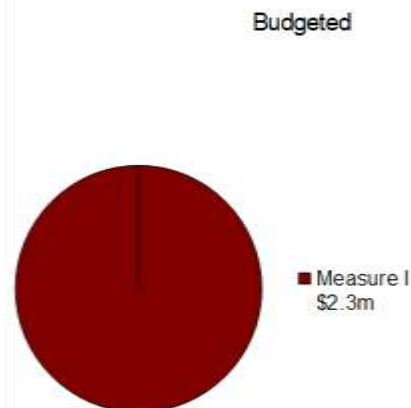
Expenditure Status

Paid	903,357
District Held Retentions	29,261
Total	932,617
Budget Expended 40%	

Progress



Funding Sources





District Wide

Various sites

Single Point of Entry (SPOE)/ Fencing/ Security Cameras

Project Description

In March 2018, Facilities Planning, with input from SAUSD Police, published the District's Safety and Security Report and Plan of Action. The project includes safety upgrades at schools to establish a secure Single Point of Entry, fencing gap closure, and additional security camera and lighting.

Architect:	Morrissey Associates, Inc.
DSA Status:	Approved
Project Status:	In Progress
Measure I Budget:	\$4,641,115 (Current) \$8,838,229 (Future)
Total Budget:	\$5,019,115 (Current) \$8,838,229 (Future)

Status Summary

Jefferson, Carver, Segerstrom, McFadden, and King SPOE are complete. Harvey is currently under construction and is scheduled to be complete in February 2022. The construction management firm is finalizing the constructability review phase for Franklin, Wilson, Taft, and Santiago. Bidding is tentatively scheduled to begin in February 2022.

The remaining sites, Chavez, Godinez, and Romero-Cruz Academy have been submitted to DSA and are pending final approval. Bidding is tentatively scheduled to begin in April 2022.



District Wide

Various sites

Single Point of Entry/ Fencing/ Security Cameras

Sample drawings:



SITE FENCING RECOMMENDATION PLAN



SITE LIGHTING AND CAMERA RECOMMENDATION PLAN

Phase I sites:

1. Carver Elementary
2. Franklin Elementary
3. Fremont Elementary
4. Garfield Elementary
5. Harvey Elementary
6. ML King Elementary
7. Pio Pico Elementary
8. Santiago K-8
9. Taft Elementary
10. Walker Elementary
11. Washington Elementary
12. Wilson Elementary
13. McFadden Intermediate
14. Romero-Cruz Academy
15. Chavez High
16. Century High
17. Godinez High
18. Saddleback High
19. Santa Ana High
20. Segerstrom High
21. Advanced Learning Academy I

* Sites listed in alphabetical order



MIT SPOE



District Wide

Various sites

Single Point of Entry/ Fencing/ Security Cameras

(Current)

Summary Status

Description	Budgeted	Committed	Expended
Site Cost	-	-	-
Soft Cost	781,367	677,244	604,338
Hard Cost	4,000,000	422,742	226,944
Contingency	237,748	-	-
Total	5,019,115	1,099,986	831,282
Budgeted Hard Cost 80%			

Budget Status

Initial Amount	5,019,115
Pending Changes	-
Total	5,019,115
Budgeted Contingency 5%	

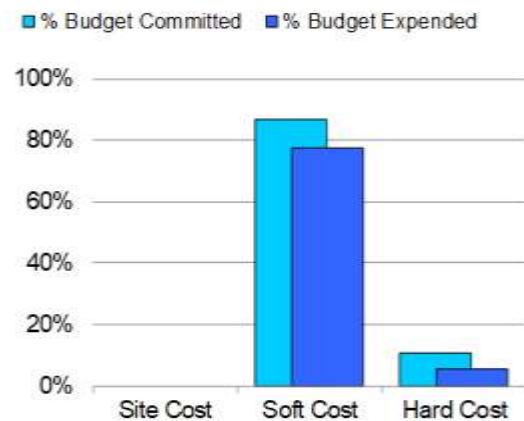
Committed Status

Initial Contracted AMT	962,676
Contract Changes	137,309 12%
Total	1,099,986
Budget Committed 22%	

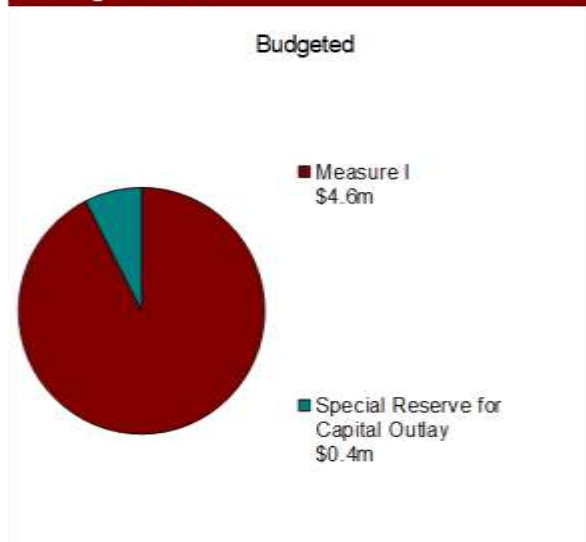
Expenditure Status

Paid	800,196
In Process for PMT	31,085
Total	831,282
Budget Expended 17%	

Progress



Funding Sources





District Wide

Various sites

Single Point of Entry/ Fencing/ Security Cameras (Future)

Summary Status

Description	Budgeted	Committed	Expended
Site Cost	-	-	-
Soft Cost	1,700,000	-	-
Hard Cost	6,650,000	-	-
Contingency	488,229	-	-
Total	8,838,229	-	-
Budgeted Hard Cost 75%			

Budget Status

Initial Amount	8,838,229
Pending Changes	-
Total	8,838,229
Budgeted Contingency 6%	

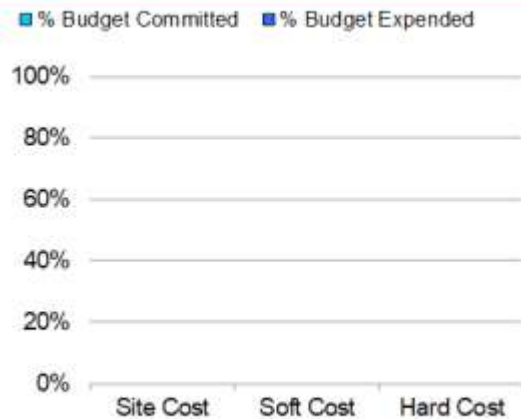
Committed Status

No Commitments to report.

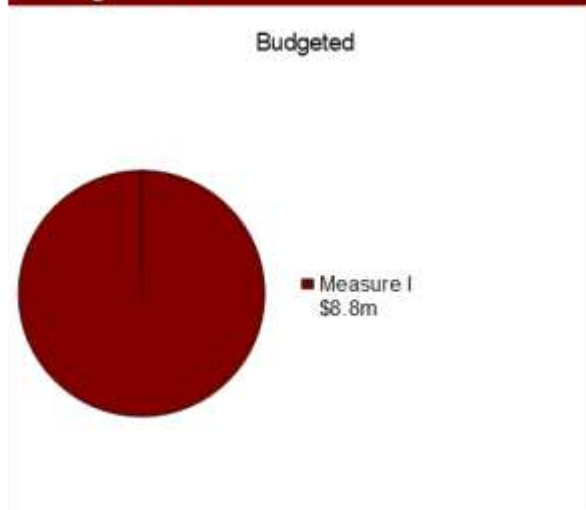
Expended Status

No Expenditures to report.

Progress



Funding Sources





Washington Elementary School

910 W. Anahurst Pl. Santa Ana, CA 92707

Reconstruction/ Modernization

Project Description

Portions of Washington Elementary School were built over 70 years ago in 1949. This project will transform the campus by constructing new school buildings adjacent to the P2P building.

Reconstruction includes a new administration, multipurpose room, kindergarten wing, new parking lot/drop-off, expanded playfields, and new playgrounds.

Modernization includes repurposing the original wings for Early Childhood Education (preschool) classrooms and a wellness center for community use.

Architect:	LPA, Inc. (Reconstruction) and MAI (Modernization)
Construction Manager:	Tilden Coil Constructors, Inc.
DSA Status:	Approved
Project Status:	Construction began on June 8, 2021
Measure I Budget:	\$23,658,280 (Reconstruction) \$5,677,941 (Modernization)
Project Budget:	\$23,658,280 (Reconstruction) \$10,926,835 (Modernization)

Status Summary

Structural framing, underground plumbing, electrical, and mechanical work on the Modernization are complete. The contractors have proceeded with the concrete sitework and interior finishes. The modernization project is scheduled to be complete in February 2022.

The reconstruction plans were approved by DSA in October 2021. Construction is anticipated to begin in February 2022, after completion of the modernization construction.



Washington Elementary School

910 W. Anahurst Pl. Santa Ana, CA 92707

Reconstruction/ Modernization





Washington Elementary School

910 W. Anahurst Pl. Santa Ana, CA 92707

Reconstruction

Summary Status

Description	Budgeted	Committed	Expended
Site Cost	-	-	-
Soft Cost	4,640,843	3,720,487	1,481,610
Hard Cost	18,061,996	1,011	-
Contingency	955,441	-	-
Total	23,658,280	3,721,498	1,481,610
Budgeted Hard Cost 76%			

Budget Status

Initial Amount	23,658,280
Pending Changes	-
Total	23,658,280
Budgeted Contingency 4%	

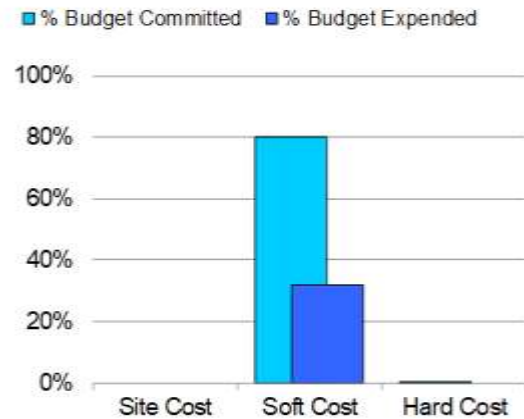
Committed Status

Initial Contracted AMT	3,486,458
Contract Changes	235,040 6%
Total	3,721,498
Budget Committed 16%	

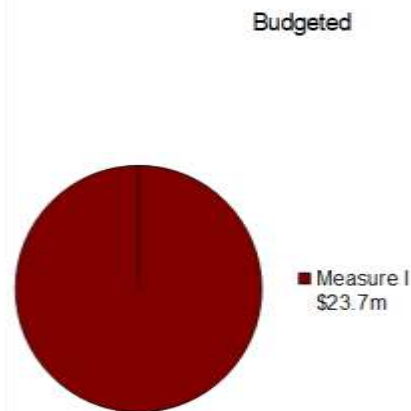
Expenditure Status

Paid	1,481,610
Total	1,481,610
Budget Expended 6%	

Progress



Funding Sources





Washington Elementary School

910 W. Anahurst Pl. Santa Ana, CA 92707

Modernization

Summary Status

Description	Budgeted	Committed	Expended
Site Cost	-	-	-
Soft Cost	2,499,202	2,386,237	2,048,720
Hard Cost	7,980,609	7,938,841	4,158,024
Contingency	447,024	-	-
Total	10,926,835	10,325,078	6,206,744
Budgeted Hard Cost 73%			

Budget Status

Initial Amount	10,926,835
Pending Changes	-
Total	10,926,835
Budgeted Contingency 4%	

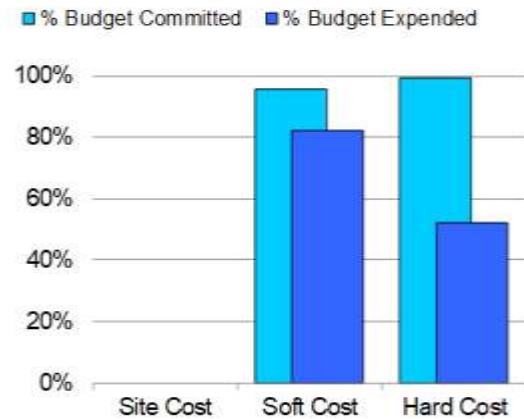
Committed Status

Initial Contracted AMT	10,387,337
Contract Changes	(62,259) - 1%
Total	10,325,078
Budget Committed 94%	

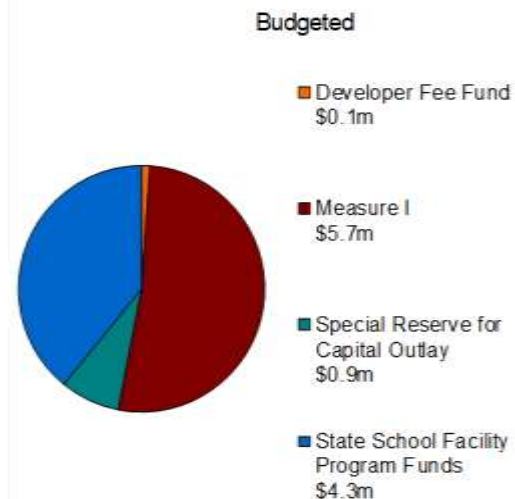
Expenditure Status

Paid	5,844,481
In Process for PMT	240,568
District Held Retentions	121,695
Total	6,206,744
Budget Expended 57%	

Progress



Funding Sources





Century High School

1401 S. Grand Ave., Santa Ana, CA 92705

Modernization

Project Description

Century High School was originally built in 1989. The planned Modernization project provides general renovation of the school's facilities, including a modern library, makerspace, Americans with Disabilities Act (ADA) accessible restrooms, kitchen improvements, and a new office and counseling center.

Architect:	HMC Architects
Construction Manager:	Ledesma & Meyer Construction Co., Inc.
DSA Status:	Approved
Project Status:	Construction began on May 28, 2021
Measure I Budget:	\$6,379,722
Total Budget:	\$17,294,054

Status Summary

The student restrooms in Building 200 are complete, and the student restrooms in Building 300 are 50% complete. The staff restrooms in Building 400 are 25% complete, and the ASB room demolition has begun. The classroom speaker and fire alarm conduit, wire, and device installation are in progress.



Century High School

1401 S. Grand Ave., Santa Ana, CA 92705

Modernization





Century High School

1401 S. Grand Ave., Santa Ana, CA 92705

Modernization

Summary Status

Description	Budgeted	Committed	Expended
Site Cost	-	-	-
Soft Cost	4,456,339	4,297,706	2,781,903
Hard Cost	12,449,463	11,046,590	5,468,168
Contingency	388,252	-	-
Total	17,294,054	15,344,296	8,250,071
Budgeted Hard Cost 72%			

Budget Status

Initial Amount	17,294,054
Pending Changes	-
Total	17,294,054
Budgeted Contingency 2%	

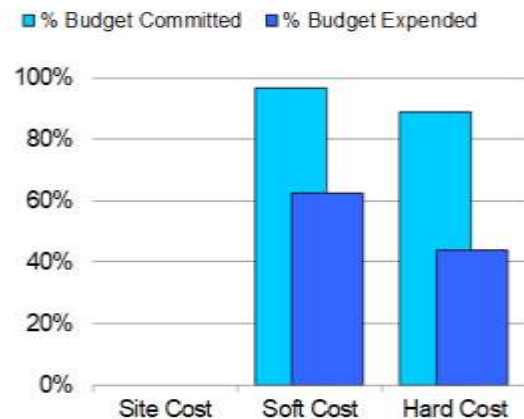
Committed Status

Initial Contracted AMT	15,621,908
Contract Changes	(277,613) -2%
Total	15,344,296
Budget Committed 89%	

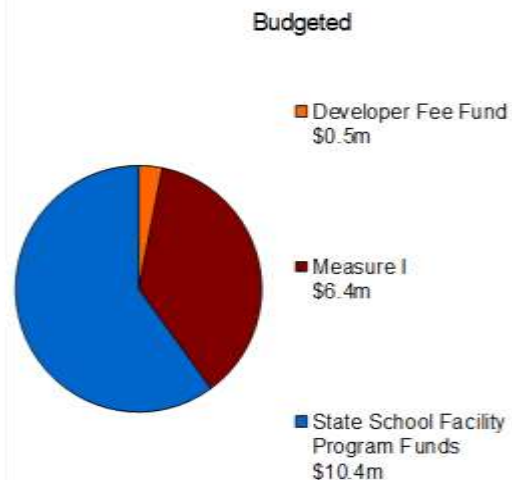
Expenditure Status

Paid	8,007,894
In Process for PMT	103,433
District Held Retentions	138,744
Total	8,250,071
Budget Expended 48%	

Progress



Funding Sources





Jefferson Elementary School

1522 W. Adams St. Santa Ana, CA 92704

Portable to Permanent (P2P) and Multi-Purpose Room (MPR)

Project Description

Jefferson Elementary School was built in 1965 and contains 12 portable classrooms that have been added over the years to address capacity needs. The project vision replaces portables with a permanent 2-story building, improves parking and circulation efficiency, and adds a multipurpose room (MPR) for the school and community use.

Architect: Morrissey Associates, Inc.
DSA Status: Increment I Approved; Increment II under Review
Project Status: Increment I – Complete; Increment II started October 2021
Measure I Budget: \$ 24,500,000
Total Budget: \$ 24,500,000

Status Summary

Construction at Jefferson is separated into two increments. Increment I (parking lot) construction concluded in October 2021 and Increment II (P2P & MPR) construction started in October 2021. The Increment II construction project has completed the rerouting of utilities, grading and compaction under buildings H and I. The underground electrical, underground plumbing, and footings for building I are 75% complete. Structural steel installation has begun at Building I. The underground electrical, underground plumbing, and footings for Building H are 25% complete.



Jefferson Elementary School

1522 W. Adams St. Santa Ana, CA 92704

Portable to Permanent (P2P) and Multi-Purpose Room (MPR)





Jefferson Elementary School

1522 W. Adams St. Santa Ana, CA 92704

Portable to Permanent (P2P) and Multi-Purpose Room (MRP)

Summary Status

Description	Budgeted	Committed	Expended
Site Cost	56,786	-	-
Soft Cost	6,497,285	4,298,560	2,175,475
Hard Cost	17,050,903	12,201,562	845,229
Contingency	895,026	-	-
Total	24,500,000	16,500,122	3,020,705
Budgeted Hard Cost 70%			

Budget Status

Initial Amount	24,500,000
Pending Changes	-
Total	24,500,000
Budgeted Contingency 4%	

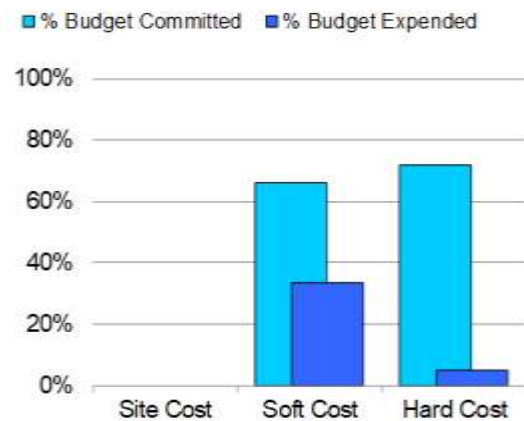
Committed Status

Initial Contracted AMT	18,042,348
Contract Changes	(1,542,226) -9%
Total	16,500,122
Budget Committed 67%	

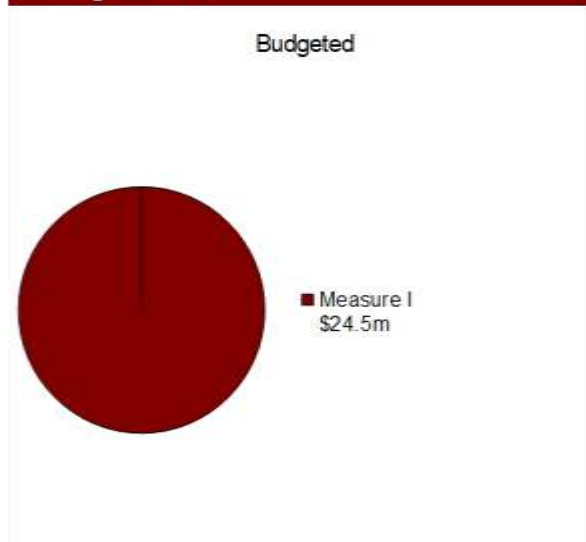
Expenditure Status

Paid	2,880,562
In Process for PMT	103,572
District Held Retentions	36,572
Total	3,020,705
Budget Expended 12%	

Progress



Funding Sources





Valley High School

1801 S. Greenville St. Santa Ana, CA 92704

Culinary Arts Academy (State CTE Grant)

Project Description

This project will provide a new 7,374 square foot facility with an innovative and agile learning space to transform and grow the Culinary Arts & Hospitality Academy (CHA). Construction includes a modern space for food preparation, instruction and serving.

Architect:	Baker Nowicki Design Studio
Construction Manager:	Tilden Coil Constructors, Inc.
DSA Status:	Approved
Project Status:	Construction began December 2021
Measure I Budget:	\$5,050,000
Total Budget:	\$8,756,510

Status Summary

Construction is on schedule and began December 2021. The project is in the demolition stage, with hazardous materials abatement and disconnecting and rerouting of utilities before the demolition of buildings 14 and 20.



Valley High School

1801 S. Greenville St. Santa Ana, CA 92704

Culinary Arts Academy (State CTE Grant)





Valley High School

1801 S. Greenville St. Santa Ana, CA 92704

Culinary Arts Academy (State CTE Grant)

Summary Status

Description	Budgeted	Committed	Expended
Site Cost	5,000	-	-
Soft Cost	2,067,704	1,784,228	756,657
Hard Cost	5,260,368	60,368	60,368
Contingency	1,423,438	-	-
Total	8,756,510	1,844,595	817,025
Budgeted Hard Cost 60%			

Budget Status

Initial Amount	8,756,510
Pending Changes	-
Total	8,756,510
Budgeted Contingency 16%	

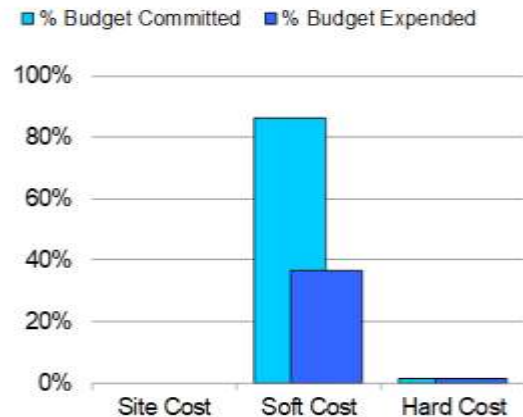
Committed Status

Initial Contracted AMT	2,091,515
Contract Changes	(246,920) - 13%
Total	1,844,595
Budget Committed 21%	

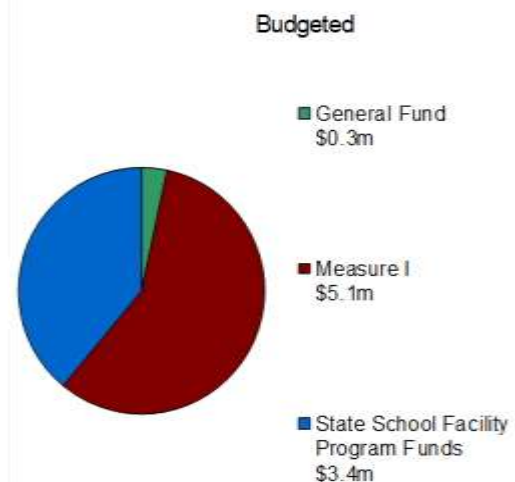
Expenditure Status

Paid	816,930
In Process for PMT	95
Total	817,025
Budget Expended 9%	

Progress



Funding Sources





Valley High School

1801 S. Greenville St. Santa Ana, CA 92704

Automotive Engineering Academy (State CTE Grant)

Project Description

This project will provide a new 10,613 square foot facility with state-of-the-art equipment to transform and grow the Automotive Engineering Academy. Construction includes a modern space for automotive and alignment bays and a classroom with modernized technology to enhance the teaching and learning environment.

Architect:	Baker Nowicki Design Studio
Construction Manager:	Tilden Coil Constructors, Inc.
DSA Status:	Approved
Project Status:	Construction began December 2021
Measure I Budget:	\$5,050,000
Total Budget:	\$8,797,203

Status Summary

Construction is on schedule and began December 2021. Valley High School auto project is in the demo stage, with hazardous materials abatement and disconnecting and rerouting utilities before the demo of buildings 14 and 20.



Valley High School

1801 S. Greenville St. Santa Ana, CA 92704

Automotive Engineering Academy

(State CTE Grant)





Valley High School

1801 S. Greenville St. Santa Ana, CA 92704

Automotive Engineering Academy (State CTE Grant)

Summary Status

Description	Budgeted	Committed	Expended
Site Cost	-	-	-
Soft Cost	1,646,536	1,668,042	660,070
Hard Cost	5,760,368	60,368	60,368
Contingency	1,390,299	-	-
Total	8,797,203	1,728,410	720,437
Budgeted Hard Cost 65%			

Budget Status

Initial Amount	8,797,203
Pending Changes	-
Total	8,797,203
Budgeted Contingency 16%	

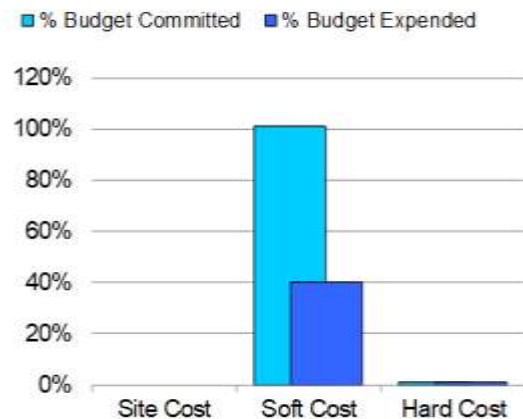
Committed Status

Initial Contracted AMT	1,650,698
Contract Changes	77,712 4%
Total	1,728,410
Budget Committed 20%	

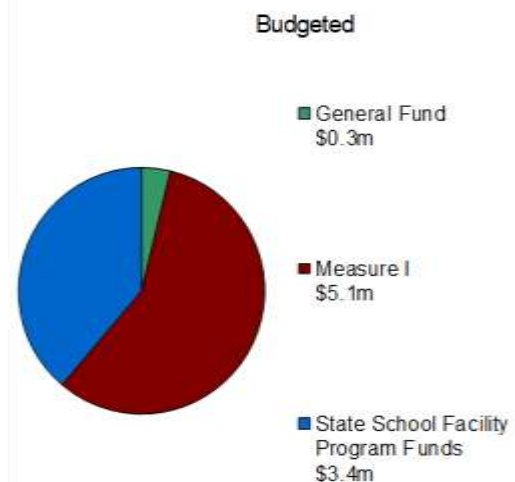
Expenditure Status

Paid	720,342
In Process for PMT	95
Total	720,437
Budget Expended 8%	

Progress



Funding Sources





Saddleback High School

2802 S. Flower St. Santa Ana, CA 92707

Sports Complex

Project Description

Saddleback High School was built in 1966 without sports facilities equitable to other comprehensive high schools. This project establishes a stadium and support building for school and community use.

Architect:	LPA, Inc.
Construction Manager:	Bernards
DSA Status:	Approved in November 2021
Project Status:	Bidding
Measure I Budget:	\$17,994,090
Project Budget:	\$18,994,090

Status Summary

The project was DSA approved in November 2021 and is currently out to bid. The Board approved a mitigated negative declaration (MND)/Initial Study and Mitigation Monitoring Program for this project in August 2021. The project architect and traffic engineer are currently working with the city to design a new traffic signal for the intersection of Rosewood Avenue and Segerstrom Avenue. It is anticipated that bids will be brought to the Board for approval on February 22, 2022, with construction beginning thereafter.



Saddleback High School

2802 S. Flower St. Santa Ana, CA 92707

Sports Complex





Saddleback High School

2802 S. Flower St. Santa Ana, CA 92707

Sports Complex

Summary Status

Description	Budgeted	Committed	Expended
Site Cost	-	-	-
Soft Cost	4,216,111	2,989,207	1,319,832
Hard Cost	13,180,662	1,318,593	-
Contingency	1,597,317	-	-
Total	18,994,090	4,307,800	1,319,832
Budgeted Hard Cost 69%			

Budget Status

Initial Amount	18,994,090
Pending Changes	-
Total	18,994,090
Budgeted Contingency 8%	

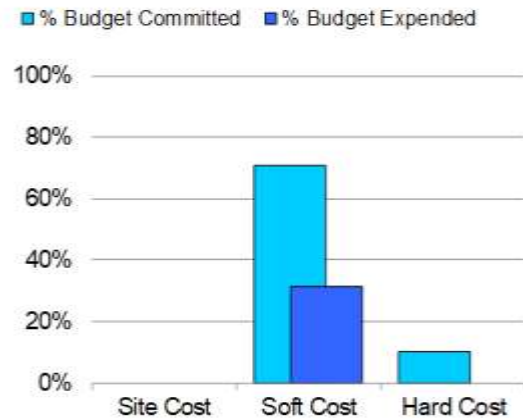
Committed Status

Initial Contracted AMT	3,965,038
Contract Changes	342,762 8%
Total	4,307,800
Budget Committed 23%	

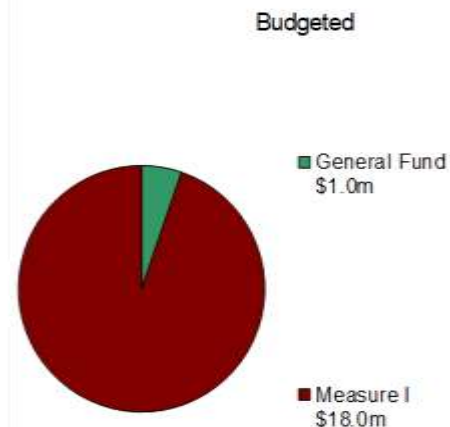
Expenditure Status

Paid	1,314,450
In Process for PMT	5,382
Total	1,319,832
Budget Expended 7%	

Progress



Funding Sources





District Wide

Various Sites

Marquee Installations

Phase II

Project Description

Electronic message board installations will be designed and installed at the following sites: Lincoln Elementary, Monte Vista Elementary, Roosevelt-Walker Academy, Wilson Elementary, Lorin Griset Academy, Saddleback and Santa Ana High.

Architect:	Lionakis Architecture
DSA Status:	Submitted September 30, 2021 & October 12, 2021
Project Status:	Bidding
Measure I Budget	\$1,000,000
Total Budget:	\$1,000,000

Status Summary

The architect submitted plans to DSA for six schools (Lincoln, Monte Vista, Roosevelt-Walker, Wilson Elementary, Lorin Griset, Santa Ana HS) on September 30, 2021, and on October 12, 2021, for Saddleback HS. All sites have been DSA approved. Bidding will begin in March 2022, with construction commencing upon Board approval.



District Wide

Various Sites

Marquee Installations

Phase II

Summary Status

Description	Budgeted	Committed	Expended
Site Cost	-	-	-
Soft Cost	206,315	141,291	62,474
Hard Cost	735,000	-	-
Contingency	58,685	-	-
Total	1,000,000	141,291	62,474
Budgeted Hard Cost 74%			

Budget Status

Initial Amount	1,000,000
Pending Changes	-
Total	1,000,000
Budgeted Contingency 6%	

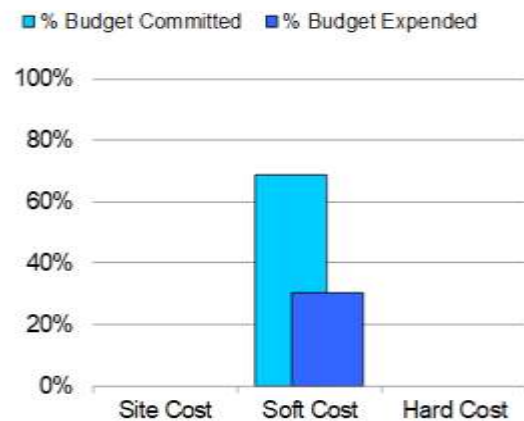
Committed Status

Initial Contracted AMT	141,291
Contract Changes	- 0%
Total	141,291
Budget Committed 14%	

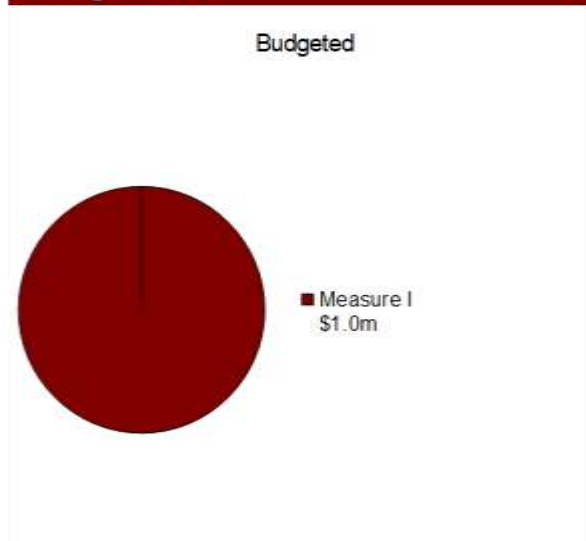
Expenditure Status

Paid	62,474
Total	62,474
Budget Expended 6%	

Progress



Funding Sources





Valley High School

1801 S. Greenville St. Santa Ana, CA 92704

Auditorium Renovation

Project Description

The auditorium at Valley High School was built in 1959 and has had minimal improvements since that time. This project will provide modern interiors and attractive exteriors such as restroom replacement, rigging system and stage floor replacement, Americans with Disabilities Act (ADA) compliance, technology replacement, LED stage lighting, HVAC upgrade, seat replacement, Greenroom renovation, and site work and landscaping improvements. The completed project will provide a modern school and community resource for the performing arts.

Architect:	Baker Nowicki Design Studio
Construction Manager:	Tilden Coil Constructors, Inc.
DSA Status:	Submitted September 1, 2021
Project Status:	Design Review
Measure I Budget:	\$23,600,000
Total Budget:	\$26,000,000

Status Summary


The plans were submitted to DSA in September 2021 and approval is anticipated by February 2022. The project requires extensive seismic rehabilitation as it exceeds the 50% of the replacement cost threshold of the building. An application is being prepared for submittal to the Office of Public School Construction (OPSC) for seismic mitigation funding to offset some of the additional costs to the project.



Valley High School

1801 S. Greenville St. Santa Ana, CA 92704

Auditorium Renovation





Valley High School

1801 S. Greenville St. Santa Ana, CA 92704

Auditorium Renovation

Summary Status

Description	Budgeted	Committed	Expended
Site Cost	5,000	-	-
Soft Cost	5,241,849	4,167,286	1,914,909
Hard Cost	20,256,804	-	-
Contingency	496,347	-	-
Total	26,000,000	4,167,286	1,914,909
Budgeted Hard Cost 78%			

Budget Status

Initial Amount	26,000,000
Pending Changes	-
Total	26,000,000
Budgeted Contingency 2%	

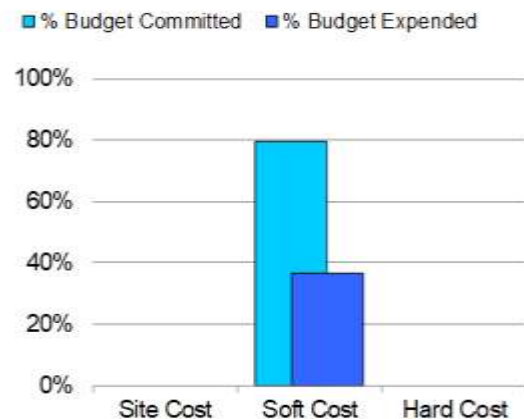
Committed Status

Initial Contracted AMT	4,125,968
Contract Changes	41,318
Total	4,167,286
Budget Committed 16%	

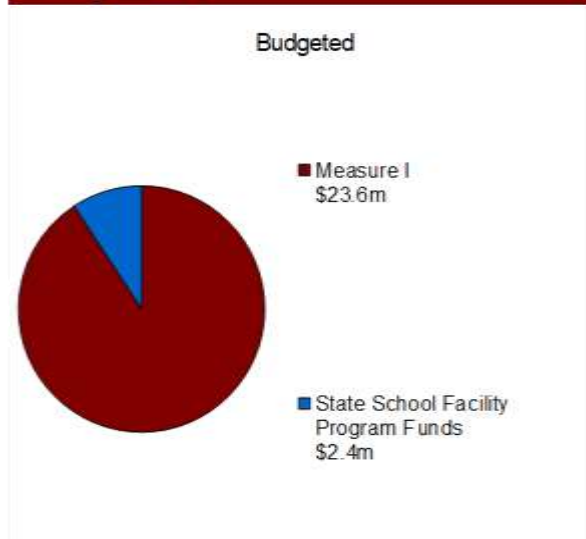
Expenditure Status

Paid	1,693,897
In Process for PMT	221,012
Total	1,914,909
Budget Expended 7%	

Progress



Funding Sources





Fairview Warehouse Expansion

720 N Fairview, Santa Ana, CA 92703

Reconfiguration

Project Description

The project will provide a new and expanded warehouse and Building Services building. The project will occur over two phases. Phase I will include a two-story building consisting of service shops, and Phase II will consist of the warehouse expansion, renovating the service yard, and extending the loading dock.

Architect:	N/A
DSA Status:	Pending Submittal
Project Status:	Planning/Design
Measure I Budget:	\$21,490,992
Total Budget:	\$21,490,992

Status Summary

Architect selection has begun.



720 N Fairview St, Santa Ana, CA 92703

Reconfiguration





Fairview Warehouse Expansion

720 N Fairview, Santa Ana, CA 92703

Reconfiguration

Summary Status

Description	Budgeted	Committed	Expended
Site Cost	-	-	-
Soft Cost	-	-	-
Hard Cost	-	-	-
Contingency	21,490,992	-	-
Total	21,490,992	-	-
Budgeted Hard Cost 0%			

Budget Status

Initial Amount	21,490,992
Pending Changes	-
Total	21,490,992
Budgeted Contingency 100%	

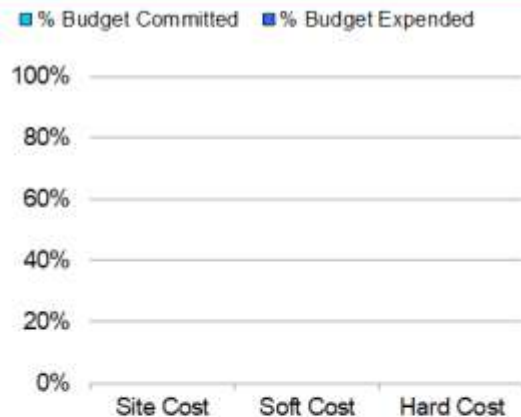
Committed Status

No Commitments to report.

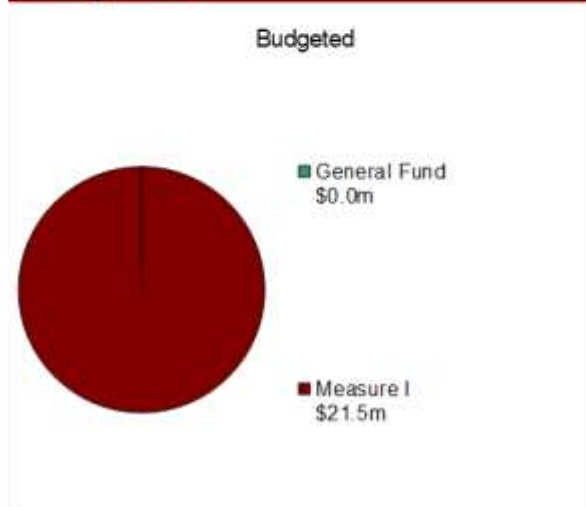
Expended Status

No Expenditures to report.

Progress



Funding Sources





Godinez Fundamental High School

3002 Centennial Rd. Santa Ana, CA 92704

Aquatic Facility

Project Description

Godinez High School was originally built in 2003 without aquatic facilities equitable to other comprehensive high schools. This project will provide a competition-style aquatic center for school and community use.

Architect:	LPA, Inc.
DSA Status:	Pending Submittal
Project Status:	Planning
Measure I Budget:	\$19,000,000
Total Budget:	\$19,000,000

Status Summary

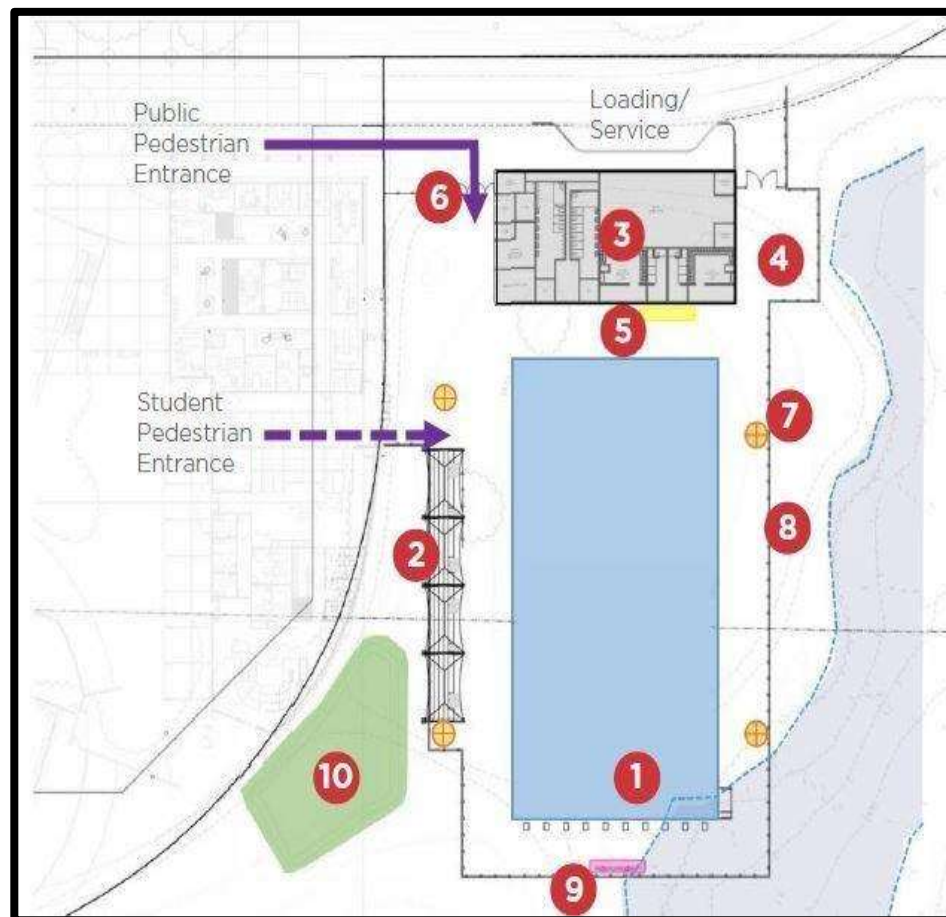
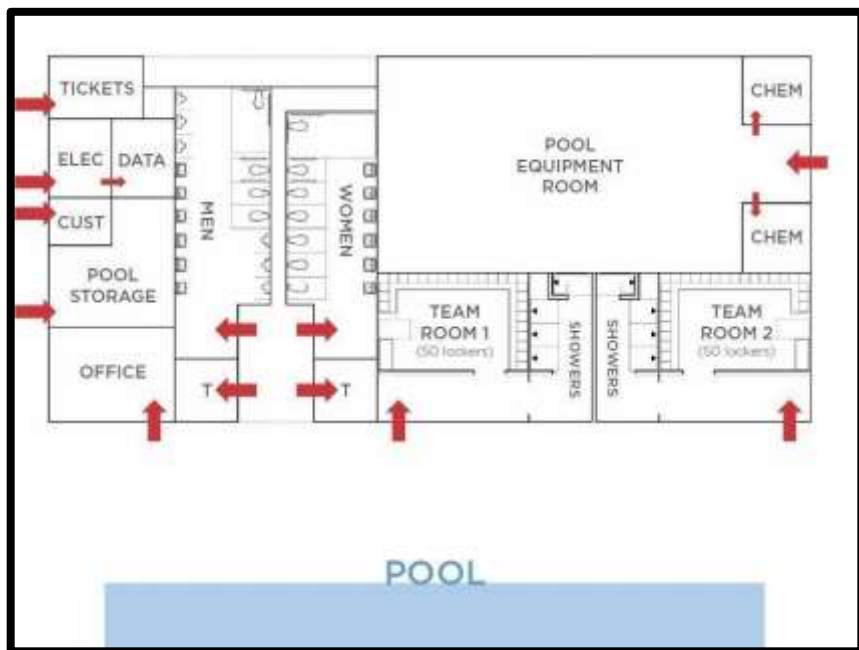
On January 20, 2022, staff held a meeting with the City of Santa Ana Parks and Recreation Department to discuss a joint-use collaboration for the proposed Aquatic Center at Godinez High School. Staff continues to explore joint-use opportunities with the Heritage Museum as an alternative project site and will meet on February 9, 2022. After these meetings are held, staff will determine which option will be the most feasible for the District and prepare an agreement for the chosen stakeholder.



Godinez Fundamental High School

3002 Centennial Rd. Santa Ana, CA 92704

Aquatic Facility





Godinez Fundamental High School

3002 Centennial Rd. Santa Ana, CA 92704

Aquatic Facility

Summary Status

Description	Budgeted	Committed	Expended
Site Cost	-	-	-
Soft Cost	3,897,073	1,171,520	43,813
Hard Cost	13,920,335	-	-
Contingency	1,182,592	-	-
Total	19,000,000	1,171,520	43,813
Budgeted Hard Cost 73%			

Budget Status

Initial Amount	19,000,000
Pending Changes	-
Total	19,000,000
Budgeted Contingency 6%	

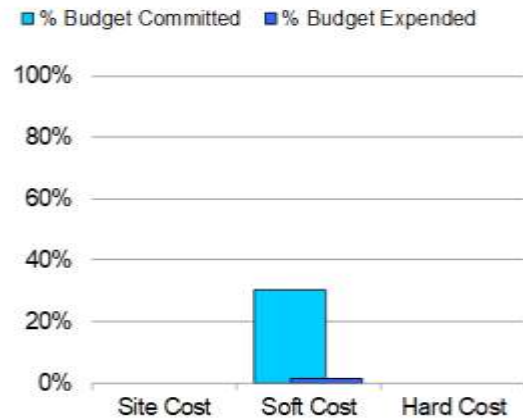
Committed Status

Initial Contracted AMT	1,171,520
Total	1,171,520
Budget Committed 6%	

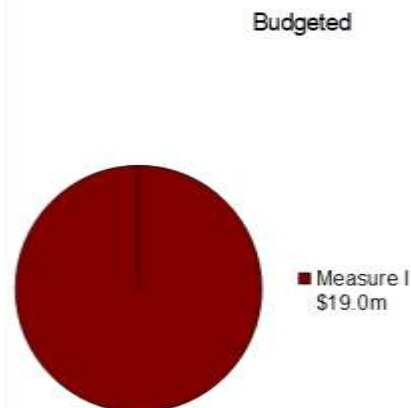
Expenditure Status

Paid	43,813
Total	43,813
Budget Expended 0%	

Progress



Funding Sources





Roosevelt-Walker Academy

501 S. Halladay St. Santa Ana, CA 92701

Optimization – Interior Upgrades

Project Description

Phase I of the District's Optimization Program resulted in the merger of Roosevelt and Walker elementaries into one school. Funds would be used to accelerate improvements long planned for the oldest building to provide improved learning environments by adding doors to all classrooms.

Architect:	LPA, Inc.
DSA Status:	Approved
Project Status:	Planning
Measure I Budget:	\$750,000
Total Budget:	\$750,000

Status Summary

The project was DSA approved November 24, 2021. Staff prepared a tentative bid schedule with contractor bids ready for Board consideration at the March 8, 2022 Board meeting. Staff recommends summer construction to avoid classroom disruption with a completion date of August 4, 2022.



Roosevelt-Walker Academy

501 S. Halladay St. Santa Ana, CA 92701

Optimization – Interior Upgrades

Summary Status

Description	Budgeted	Committed	Expended
Site Cost	-	-	-
Soft Cost	114,296	85,388	57,252
Hard Cost	600,000	-	-
Contingency	35,704	-	-
Total	750,000	85,388	57,252
Budgeted Hard Cost 80%			

Budget Status

Initial Amount	750,000
Pending Changes	-
Total	750,000
Budgeted Contingency 5%	

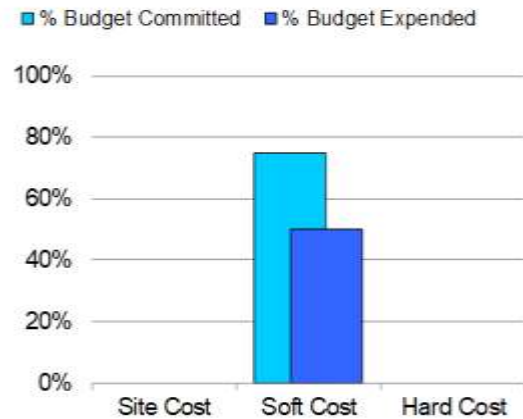
Committed Status

Initial Contracted AMT	80,388
Contract Changes	5,000 6%
Total	85,388
Budget Committed 11%	

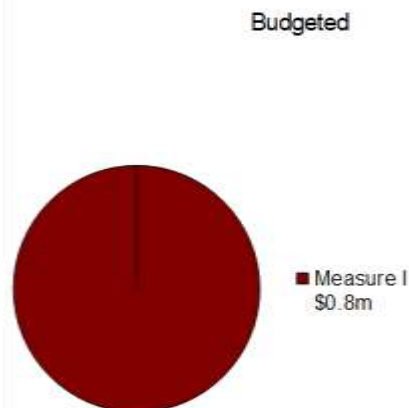
Expenditure Status

Paid	57,252
Total	57,252
Budget Expended 8%	

Progress



Funding Sources





Madison Elementary School

1124 E. Hobart St. Santa Ana, CA 92707

Parking Expansion and Kindergarten Playground Relocation

Project Description

The scope of work is an expansion of the parking along Hobart Street to the west and will connect with the existing parking lot to the east. This will require the complete demolition of the hardcourts/kinder playground located on the western side of the campus. The new parking will connect with the existing parking to the east and south along S. Standard Avenue and a new Plaza/Entry court will be incorporated east of Building B.

Architect:	LPA, Inc.
DSA Status:	Pending Approval
Project Status:	Board Approved
Measure I Budget:	\$2,000,000
Total Budget:	\$2,000,000

Status Summary

The project kicked off in October 2021. Staff is holding bi-weekly meetings with the Principal and architect. DSA submittal is scheduled for March 2022, with a construction start date in the summer of 2023.



Madison Elementary School

1124 E. Hobart St. Santa Ana, CA 92707

Parking Expansion and Kindergarten Playground Relocation

Summary Status

Description	Budgeted	Committed	Expended
Site Cost	-	-	-
Soft Cost	370,600	234,500	39,500
Hard Cost	1,480,000	-	-
Contingency	149,400	-	-
Total	2,000,000	234,500	39,500
Budgeted Hard Cost 74%			

Budget Status

Initial Amount	2,000,000
Pending Changes	-
Total	2,000,000
Budgeted Contingency 7%	

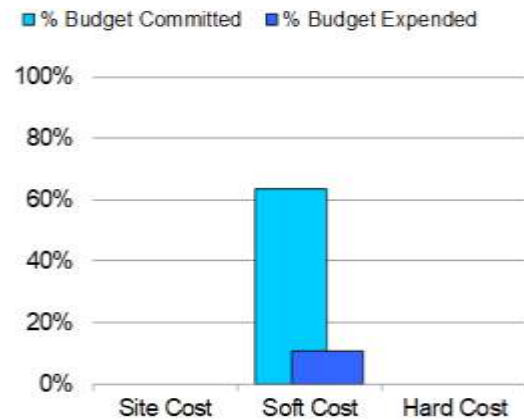
Committed Status

Initial Contracted AMT	234,500
Total	234,500
Budget Committed 12%	

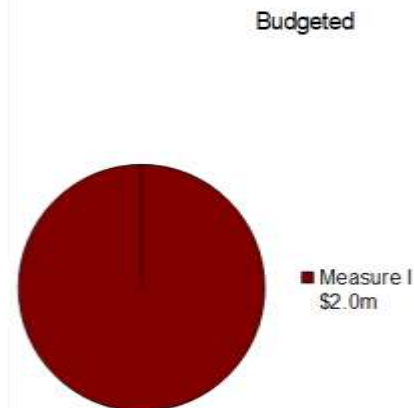
Expenditure Status

Paid	27,500
In Process for PMT	12,000
Total	39,500
Budget Expended 2%	

Progress



Funding Sources





Saddleback High School

2802 S Flower St. Santa Ana, CA 92707

CTE Media Lab

Project Description

The Saddleback High School Media Lab remodeling will deliver an enhanced learning environment for 21st Century technology. The project reimagines the Media Lab and combines a Fly-In Studio and Broadcast Studio to maximize space flexibility and long-term production. The Media Lab will be a state-of-the-art space with design inspiration from YouTube Space.

Architect:	Westgroup Designs Inc.
DSA Status:	Pending Approval
Project Status:	In Process
Measure I Budget:	\$1,500,000
Total Budget:	\$3,000,000

Status Summary

The District was awarded a CTE matching grant in 2021 for a new Digital Media Lab at Saddleback High School. The project was submitted to DSA in December 2021 with an expected DSA response in March of 2022.



Saddleback High School

2802 S Flower St. Santa Ana, CA 92707

CTE Media Lab

Summary Status

Description	Budgeted	Committed	Expended
Site Cost	-	-	-
Soft Cost	739,333	277,435	175,813
Hard Cost	2,260,667	-	-
Contingency	-	-	-
Total	3,000,000	277,435	175,813
Budgeted Hard Cost 75%			

Budget Status

Initial Amount	3,000,000
Pending Changes	-
Total	3,000,000
Budgeted Contingency 0%	

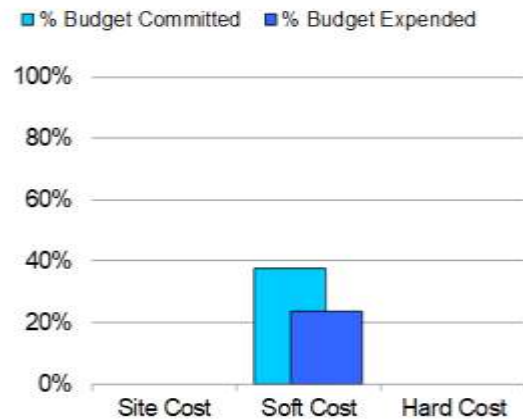
Committed Status

Initial Contracted AMT	277,435
Contract Changes	-
Total	277,435
Budget Committed 9%	

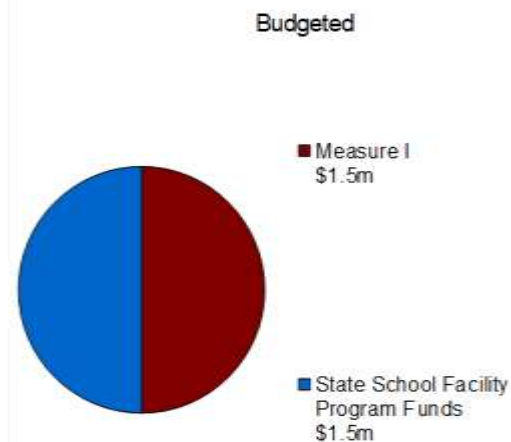
Expenditure Status

Paid	143,075
In Process for PMT	32,738
Total	175,813
Budget Expended 6%	

Progress



Funding Sources





Santa Ana High School

520 W. Walnut St. Santa Ana, CA 92701

Modernization

Project Description

Santa Ana High School was originally built in 1935. The project provides general modernization of the school's facilities, including a new attendance office and secure campus entry, new dance and music classrooms, new ADA accessible restrooms, and a new health office and wellness center.

Architect:	HMC Architects
Construction Manager:	Ledesma & Meyer Construction Co., Inc.
DSA Status:	Approved
Bidding & Award:	Pending State Bond Funds
Measure I Budget	\$7,759,505
Project Budget:	\$21,000,000

Status Summary


The project was State approved in late 2018 and is currently pending State matching funds, which are not anticipated until 2023 at the earliest. Once funds are allocated by the State Allocation Board, the District will begin bidding and preparation for construction. Meetings were held in December and early February to plan in advance for the phasing of the project to allow ample time for site administration to work through challenges with their staff that are anticipated during construction.



Santa Ana High School

520 W. Walnut St. Santa Ana, CA 92701

Modernization





Santa Ana High School

520 W. Walnut St. Santa Ana, CA 92701

Modernization

Summary Status

Description	Budgeted	Committed	Expended
Site Cost	-	-	-
Soft Cost	3,969,880	2,150,183	1,582,855
Hard Cost	16,374,458	-	-
Contingency	655,662	-	-
Total	21,000,000	2,150,183	1,582,855
Budgeted Hard Cost 78%			

Budget Status

Initial Amount	21,000,000
Pending Changes	-
Total	21,000,000
Budgeted Contingency 3%	

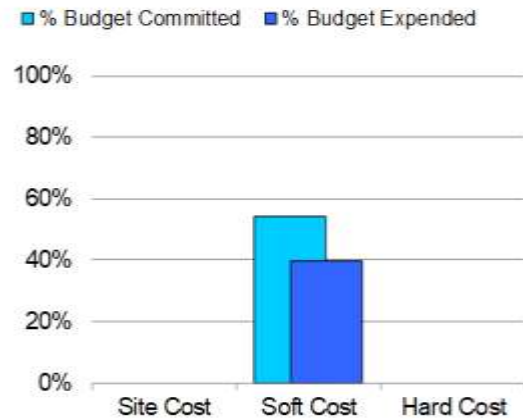
Committed Status

Initial Contracted AMT	1,342,717	
Contract Changes	807,466	38%
Total	2,150,183	
Budget Committed 10%		

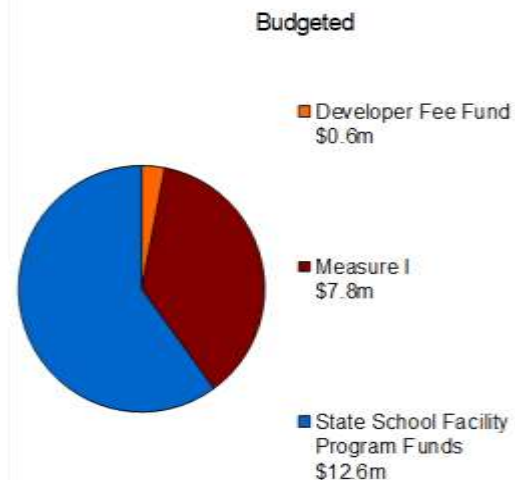
Expenditure Status

Paid	1,582,855
Total	1,582,855
Budget Expended 8%	

Progress



Funding Sources





Chavez High School

2128 S. Cypress Ave., Santa Ana, CA 92707

Modernization

Project Description

Chavez High School was originally built in 1991. The site has 12 classrooms. Modernization will address dated infrastructure and Americans with Disabilities Act (ADA) accessibility.

Architect:	Morrissey Associates, Inc.
DSA Status:	Approved
Project Status:	Pending State Bond Funds
Measure I Budget	\$692,144
Total Budget:	\$2,239,954

Status Summary

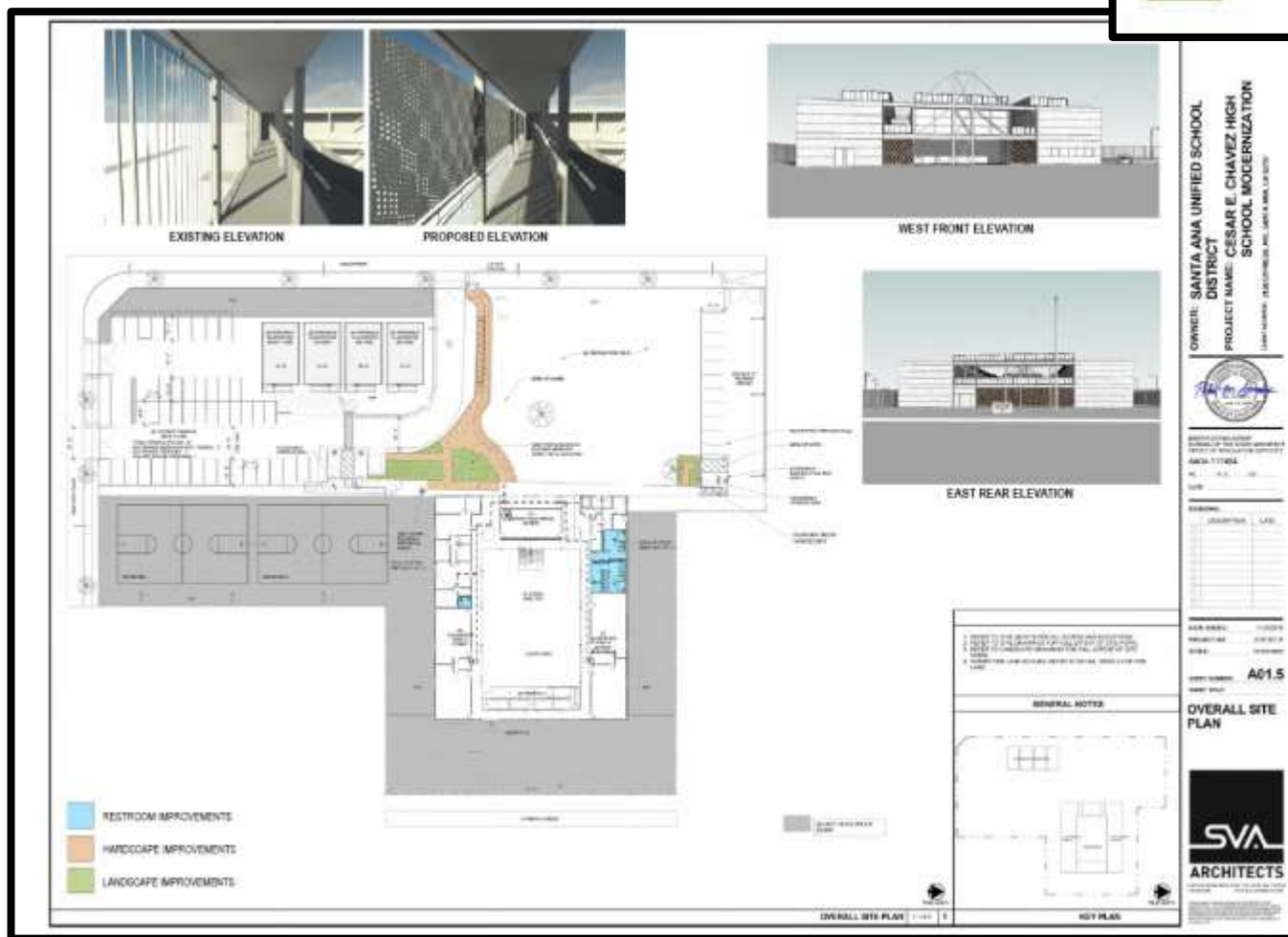
The project was State approved in late 2018 and is currently pending State matching funds, which are not anticipated until 2023 at the earliest. Once funds are allocated by the State Allocation Board and architectural plans have been renewed, the District may begin bidding and preparation for construction.



Chavez High School

2128 S. Cypress Ave., Santa Ana, CA 92707

Modernization





Chavez High School

2128 S. Cypress Ave., Santa Ana, CA 92707

Modernization

Summary Status

Description	Budgeted	Committed	Expended
Site Cost	-	-	-
Soft Cost	417,558	209,951	206,721
Hard Cost	1,528,769	-	-
Contingency	293,628	-	-
Total	2,239,954	209,951	206,721
Budgeted Hard Cost 68%			

Budget Status

Initial Amount	2,239,954
Pending Changes	-
Total	2,239,954
Budgeted Contingency 13%	

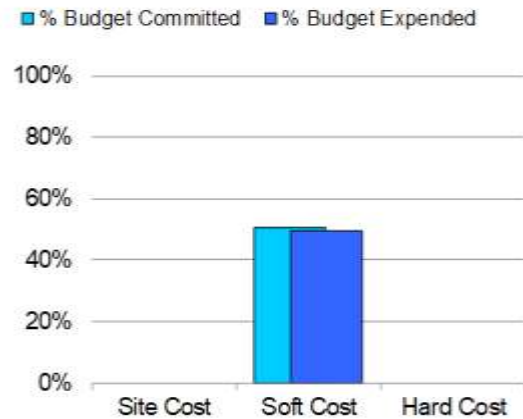
Committed Status

Initial Contracted AMT	264,140
Contract Changes	(54,189) -26%
Total	209,951
Budget Committed 9%	

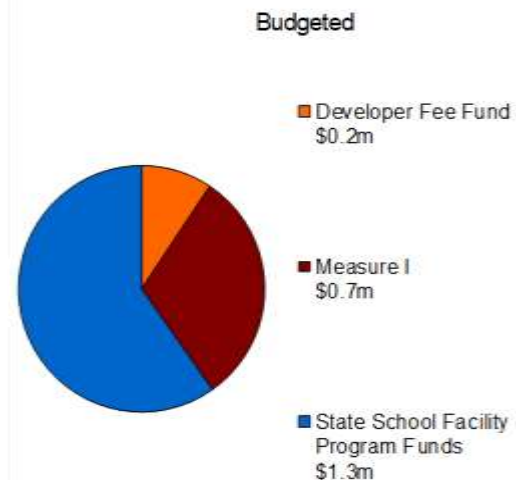
Expenditure Status

Paid	206,721
Total	206,721
Budget Expended 9%	

Progress



Funding Sources





Davis Elementary School

1405 French St. Santa Ana, CA 92701

Modernization

Project Description

Davis Elementary School was originally built in 1957. The site has 33 classrooms. Modernization will address dated infrastructure and Americans with Disabilities Act (ADA) accessibility.

Architect:	Morrissey Associates, Inc.
DSA Status:	Approved
Project Status:	Pending State Bond Funds
Measure I Budget:	\$1,745,343
Total Budget:	\$5,647,960

Status Summary

The project was State approved in late 2018 and is currently pending State matching funds, which are not anticipated until 2023 at the earliest. Once funds are allocated by the State Allocation Board and architectural plans have been renewed, the District may begin bidding and preparation for construction.



Davis Elementary School

1405 French St. Santa Ana, CA 92701

Modernization





Davis Elementary School

1405 French St. Santa Ana, CA 92701

Modernization

Summary Status

Description	Budgeted	Committed	Expended
Site Cost	-	-	-
Soft Cost	988,819	416,769	416,172
Hard Cost	3,854,733	47,000	47,000
Contingency	804,408	-	-
Total	5,647,960	463,769	463,172
Budgeted Hard Cost 68%			

Budget Status

Initial Amount	5,647,960
Pending Changes	-
Total	5,647,960
Budgeted Contingency 14%	

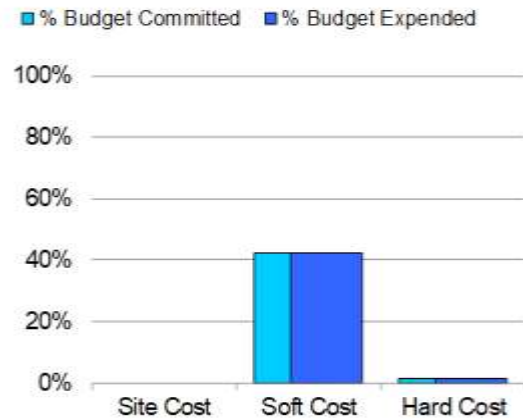
Committed Status

Initial Contracted AMT	392,791	
Contract Changes	70,978	15%
Total	463,769	
Budget Committed 8%		

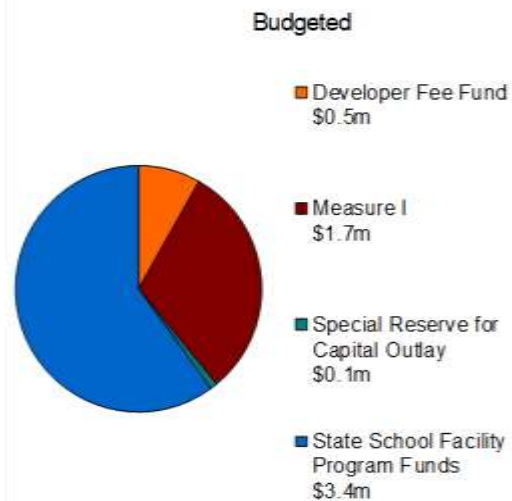
Expenditure Status

Paid	463,172
Total	463,172
Budget Expended 8%	

Progress



Funding Sources





Heninger K-8 School

417 W. Walnut Ave. Santa Ana, CA 92701

Modernization

Project Description

Heninger K-8 School was built in 1992. The site has 41 classrooms. Modernization will address dated infrastructure and ADA accessibility.

Architect:	Morrissey Associates, Inc.
DSA Status:	Approved
Project Status:	Pending State Bond Funds
Measure I Budget:	\$1,997,496
Total Budget:	\$6,266,307

Status Summary

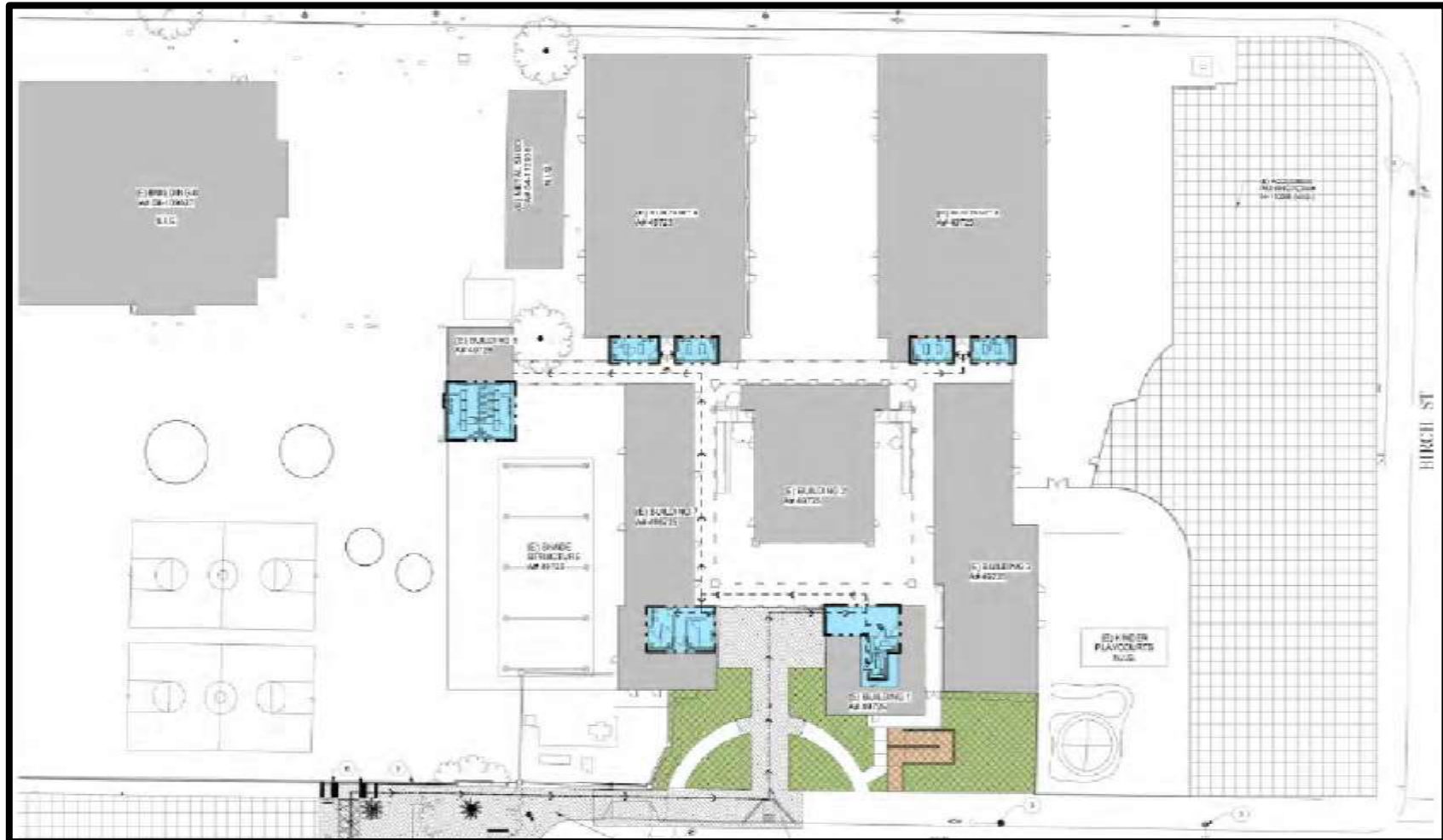
The project was State approved in late 2018 and is currently pending State matching funds, which are not anticipated until 2023 at the earliest. Once funds are allocated by the State Allocation Board and architectural plans have been renewed, the District may begin bidding and preparation for construction.



Heninger K-8 School

417 W. Walnut Ave. Santa Ana, CA 92701

Modernization





Heninger K-8 School

417 W. Walnut Ave. Santa Ana, CA 92701

Modernization

Summary Status

Description	Budgeted	Committed	Expended
Site Cost	-	-	-
Soft Cost	992,923	432,872	431,795
Hard Cost	4,276,755	-	-
Contingency	996,630	-	-
Total	6,266,307	432,872	431,795
Budgeted Hard Cost 68%			

Budget Status

Initial Amount	6,266,307
Pending Changes	-
Total	6,266,307
Budgeted Contingency 16%	

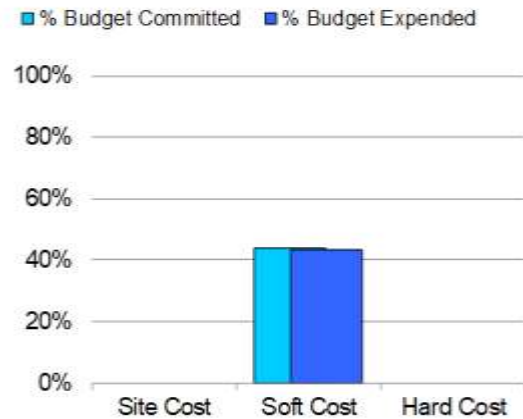
Committed Status

Initial Contracted AMT	548,815
Contract Changes	(115,943) -27%
Total	432,872
Budget Committed 7%	

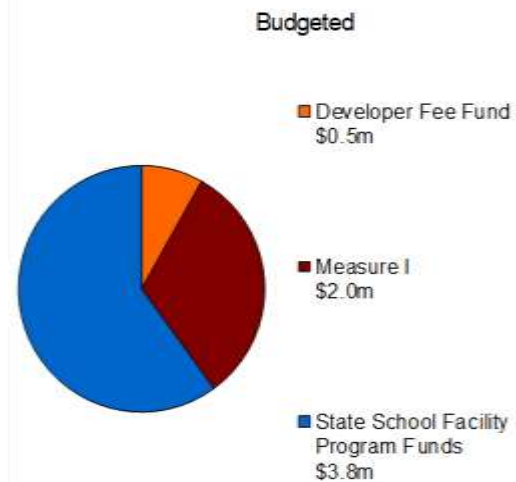
Expenditure Status

Paid	431,795
Total	431,795
Budget Expended 7%	

Progress



Funding Sources





Kennedy Elementary School

1300 E. McFadden Ave. Santa Ana, CA 92705

Modernization

Project Description

Kennedy Elementary School was originally built in 1990. The site has 46 classrooms. Modernization will address dated infrastructure and ADA accessibility.

Architect:	Morrissey Associates, Inc.
DSA Status:	Approved
Project Status:	Pending State Bond Funds
Measure I Budget:	\$1,657,094
Total Budget:	\$5,222,614

Status Summary

The project was State approved in late 2018 and is currently pending State matching funds, which are not anticipated until 2023 at the earliest. Once funds are allocated by the State Allocation Board and architectural plans have been renewed, the District may begin bidding and preparation for construction.



Kennedy Elementary School

1300 E. McFadden Ave. Santa Ana, CA 92705

Modernization





Kennedy Elementary School

1300 E. McFadden Ave. Santa Ana, CA 92705

Modernization

Summary Status

Description	Budgeted	Committed	Expended
Site Cost	-	-	-
Soft Cost	917,587	374,370	373,293
Hard Cost	3,564,434	-	-
Contingency	740,593	-	-
Total	5,222,614	374,370	373,293
Budgeted Hard Cost 68%			

Budget Status

Initial Amount	5,222,614
Pending Changes	-
Total	5,222,614
Budgeted Contingency 14%	

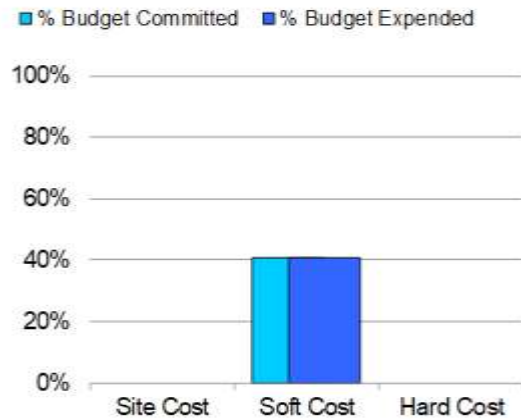
Committed Status

Initial Contracted AMT	313,540	
Contract Changes	60,830	16%
Total	374,370	
Budget Committed 7%		

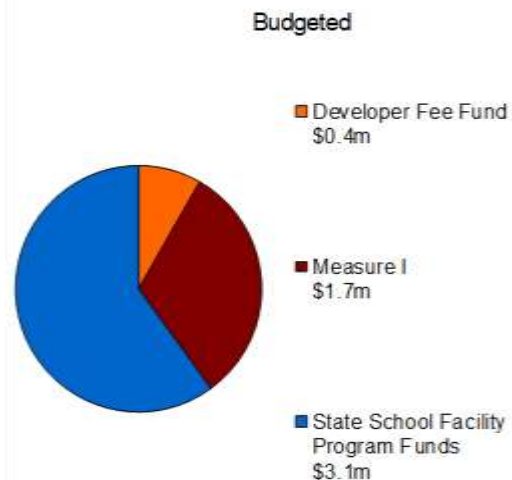
Expenditure Status

Paid	373,293
Total	373,293
Budget Expended 7%	

Progress



Funding Sources





Pio Pico Elementary School

931 W. Highland St. Santa Ana, CA 92705

Modernization

Project Description

Pio Pico Elementary School was originally built in 1991. The site has 22 classrooms. Modernization will address dated infrastructure and ADA accessibility.

Architect:	Morrissey Associates, Inc.
DSA Status:	Approved
Project Status:	Pending State Bond Funds
Measure I Budget:	\$1,910,342
Project Budget:	\$6,012,773

Status Summary

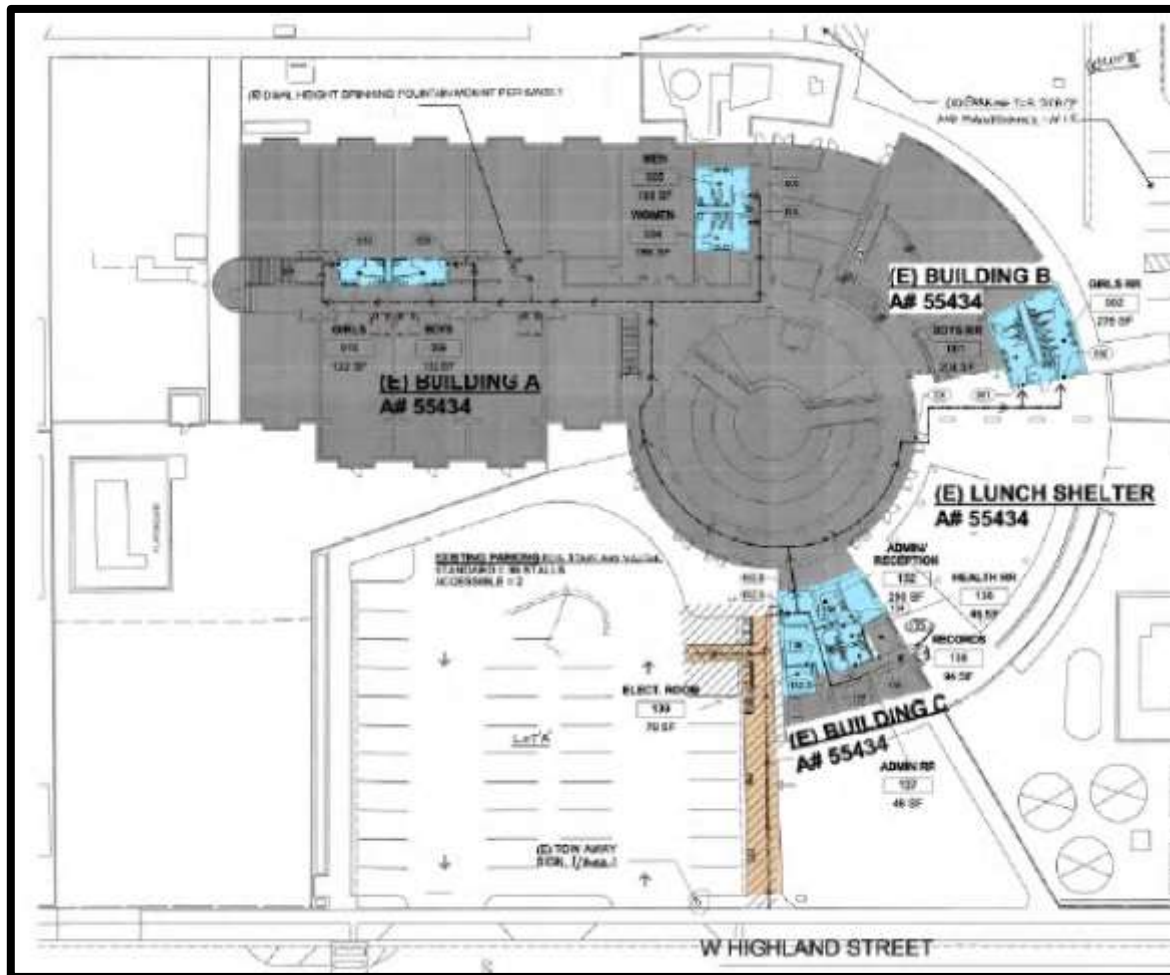
The project was State approved in late 2018 and is currently pending State matching funds, which are not anticipated until 2023 at the earliest. Once funds are allocated by the State Allocation Board and architectural plans have been renewed, the District may begin bidding and preparation for construction.



Pio Pico Elementary School

931 W. Highland St. Santa Ana, CA 92705

Modernization





Pio Pico Elementary School

931 W. Highland St. Santa Ana, CA 92705

Modernization

Summary Status

Description	Budgeted	Committed	Expended
Site Cost	-	-	-
Soft Cost	1,054,150	427,655	426,578
Hard Cost	4,103,718	-	-
Contingency	854,905	-	-
Total	6,012,773	427,655	426,578
Budgeted Hard Cost 68%			

Budget Status

Initial Amount	6,012,773
Pending Changes	-
Total	6,012,773
Budgeted Contingency 14%	

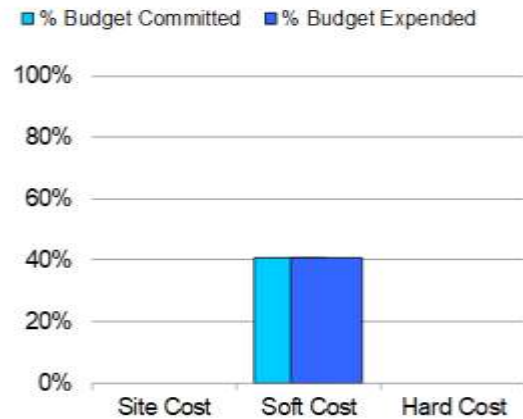
Committed Status

Initial Contracted AMT	352,367	
Contract Changes	75,288	18%
Total	427,655	
Budget Committed 7%		

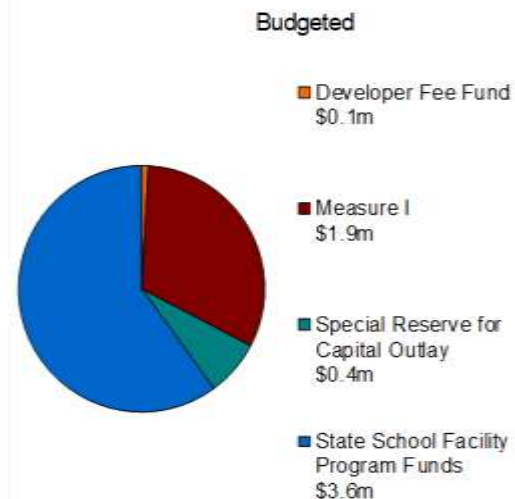
Expenditure Status

Paid	426,578
Total	426,578
Budget Expended 7%	

Progress



Funding Sources





Walker Elementary School

811 E. Bishop Ave. Santa Ana, CA 92707

Modernization

Project Description

Walker Elementary School was originally built in 1993. The site has 23 classrooms. Modernization will address dated infrastructure and Americans with Disabilities Act (ADA) accessibility.

Architect:	Morrissey Associates, Inc.
DSA Status:	Approved
Project Status:	Pending State Bond Funds
Measure I Budget:	\$1,172,190
Total Budget:	\$3,740,956

Status Summary

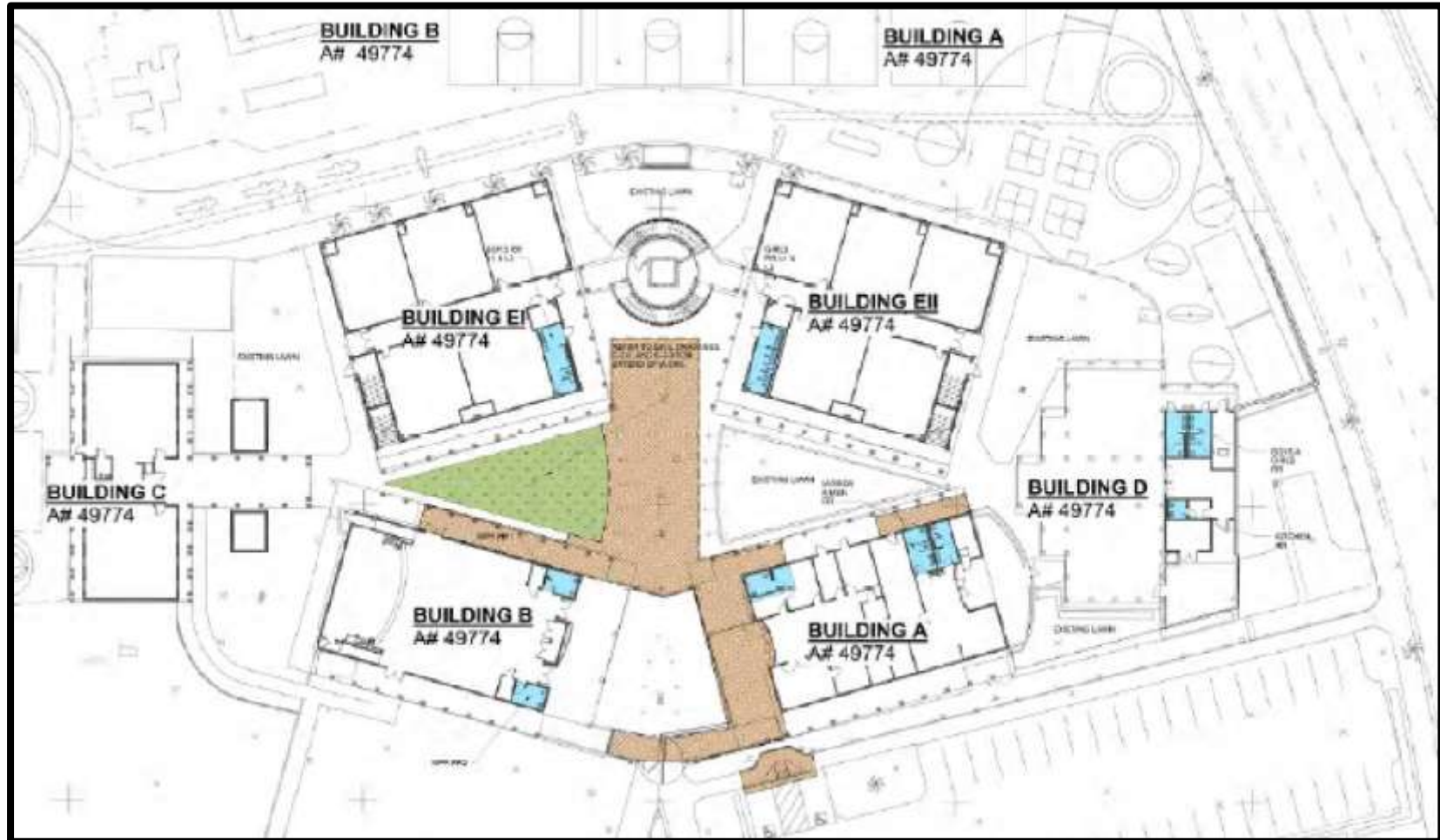
The project was State approved in early 2019 and is currently pending State matching funds, which are not anticipated until 2023 at the earliest. In August 2020, Walker Elementary became the Interim Housing Site for modernization projects and Walker Elementary students were merged with Roosevelt which was renamed Roosevelt-Walker Academy to reflect the merger. In 2021, Walker became a new home for the Advanced Learning Academy. Accordingly, staff will evaluate options to utilize any State funds upon receipt in a way that contributes to the new use of the campus.



Walker Elementary School

811 E. Bishop Ave. Santa Ana, CA 92707

Modernization





Walker Elementary School

811 E. Bishop Ave. Santa Ana, CA 92707

Modernization

Summary Status

Description	Budgeted	Committed	Expended
Site Cost	-	-	-
Soft Cost	508,034	294,277	293,201
Hard Cost	2,998,738	-	-
Contingency	234,184	-	-
Total	3,740,956	294,277	293,201
Budgeted Hard Cost 80%			

Budget Status

Initial Amount	3,740,956
Pending Changes	-
Total	3,740,956
Budgeted Contingency 6%	

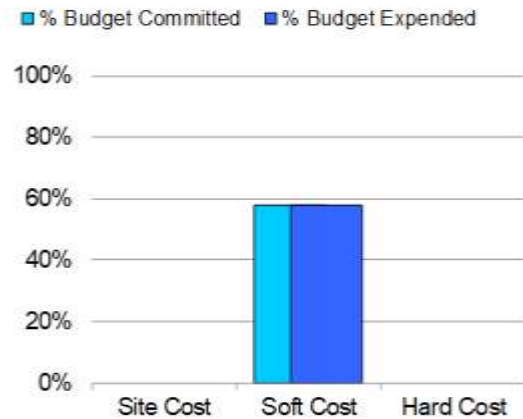
Committed Status

Initial Contracted AMT	344,730
Contract Changes	(50,453) - 17%
Total	294,277
Budget Committed 8%	

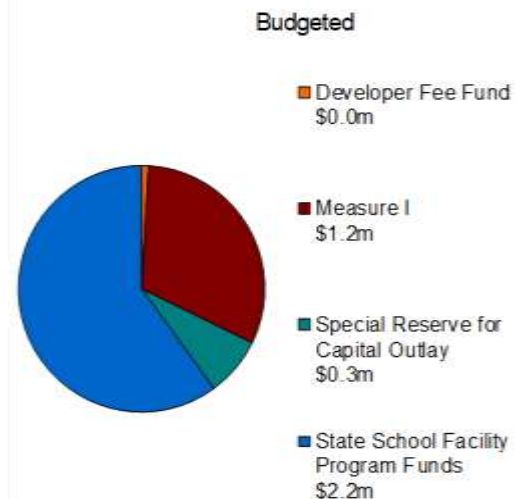
Expenditure Status

Paid	293,201
Total	293,201
Budget Expended 8%	

Progress



Funding Sources





Villa Fundamental Intermediate School

1441 E. Chestnut Ave. Santa Ana, CA 92701

Modernization

Project Description

Villa Fundamental Intermediate School was built in 1998. Modernization will provide new science labs, a new front entry and office, expanded lunch shelter, new HVAC system, Americans with Disabilities Act (ADA) access improvements, and infrastructure upgrades.

Architect:	Baker Nowicki Design Studio
DSA Status:	Approved
Project Status:	Awaiting State Funding
Measure I Budget:	\$8,307,980
Total Budget:	\$16,399,600

Status Summary

The project was State approved in early July 2019. The Board directed staff to accelerate a portion of the project to address safety, through additional drop-off lanes were completed in August 2019. Once State matching funds are allocated by the State Allocation Board, the District may begin bidding and preparation for construction of the campus modernization.

Given the potential availability of Federal ESSER dollars for air quality projects, the HVAC system and Single Point of Entry components may have funding sooner. As such staff held an initial meeting in January to plan with site administration potential schedules and interim housing options.



Villa Fundamental Intermediate School

1441 E. Chestnut Ave. Santa Ana, CA 92701

Modernization





Villa Fundamental Intermediate School

1441 E. Chestnut Ave. Santa Ana, CA 92701

Modernization

Summary Status

Description	Budgeted	Committed	Expended
Site Cost	-	-	-
Soft Cost	2,713,208	1,452,782	1,100,532
Hard Cost	11,192,727	-	-
Contingency	2,493,665	-	-
Total	16,399,600	1,452,782	1,100,532
Budgeted Hard Cost 68%			

Budget Status

Initial Amount	16,399,600
Pending Changes	-
Total	16,399,600
Budgeted Contingency 15%	

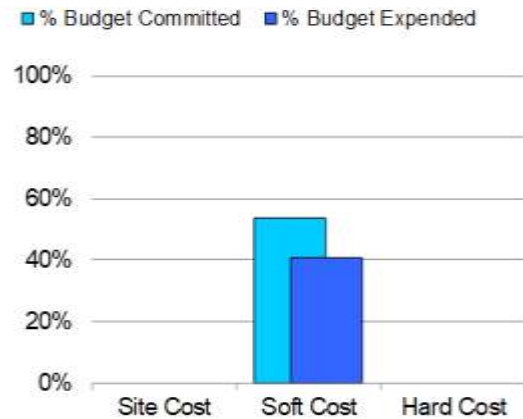
Committed Status

Initial Contracted AMT	1,033,506	
Contract Changes	419,276	29%
Total	1,452,782	
Budget Committed 9%		

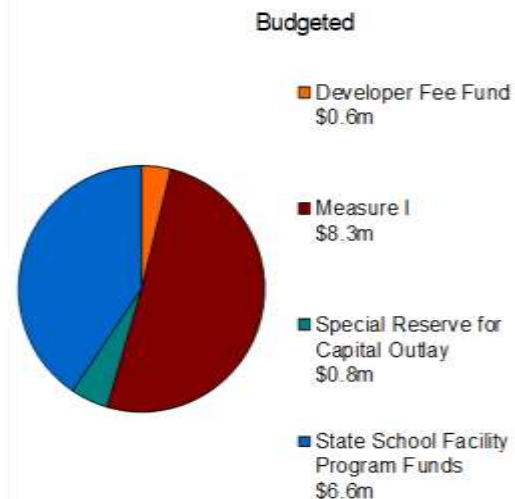
Expenditure Status

Paid	1,100,532
Total	1,100,532
Budget Expended 7%	

Progress



Funding Sources





MEASURE I PROGRAM EXECUTIVE SUMMARY

Project	Measure I Budget	Commitments to date	Expenditures to date	Remaining Against Budget	%	Declining Balance
Measure I First Issuance (Series A)						59,503,000
Measure I Second Issuance (Series B)						78,637,607
<i>Estimated Interest Revenue</i>						<i>2,869,466</i>
<i>Estimated State Funding Reimbursement for Carver, Garfield and King MOD</i>						<i>7,224,825</i>
<i>Estimated ESSER Funding Reimbursement</i>						<i>18,236,485</i>
Total Available Fund						166,471,383
✓ Santa Ana High - CTE Media Arts Lab/Library	2,167,754	2,167,754	2,167,754	-	-	164,303,629
Carver Elementary -P2P	24,543	24,543	24,543	-	-	164,279,086
Muir Fundamental - P2P	43,600	43,600	43,600	0	0%	164,235,486
✓ Carver Elementary - Modernization	6,630,223	6,611,011	6,611,011	19,212	0%	157,605,263
✓ Garfield Elementary - Modernization	7,669,956	7,279,130	7,257,702	412,254	5%	149,935,307
✓ King Elementary - Modernization	6,592,852	6,425,812	6,018,056	574,796	9%	143,342,455
✓ Saddleback High - Interim and New Kitchen	7,811,505	7,387,508	6,748,535	1,062,970	14%	135,530,950
✓ Heninger Elementary - K-8 Music Expansion	2,388,730	2,388,730	2,388,730	-	-	133,142,220
District Wide - Marquee (phase I)	962,729	943,685	630,641	332,088	34%	132,179,492
✓ District Wide - Single Point of Entry/Security (Current)	4,641,115	721,986	437,145	4,203,970	91%	127,538,377
Jackson Elementary - Preschool Lab & Playground	1,599,577	1,599,577	1,599,577	-	-	125,938,799
✓ Washington Elementary - Modernization	5,877,941	9,312,185	5,208,159	469,782	8%	120,260,858
Washington Elementary - Reconstruction (Part 1)	16,658,280	3,721,498	1,481,610	15,176,670	91%	103,602,578
Saddleback High - Sports Center (Part 1)	10,994,090	4,307,800	1,319,832	9,674,258	88%	92,608,488
✓ Valley High - CTE Automotive	5,050,000	1,125,944	384,702	4,665,298	92%	87,558,488
✓ Valley High - CTE Culinary Arts	5,050,000	1,285,259	524,419	4,525,581	90%	82,508,488
Valley High - Auditorium Renovation (Part 1)	10,600,000	4,167,286	1,914,909	8,685,091	82%	71,908,488
Jefferson Elementary - P2P/MPR/Parking (Part 1)	12,500,000	16,500,122	3,020,705	9,479,295	76%	59,408,488
Walker Elementary - Optimization Swing Space	1,744,313	1,669,213	1,666,763	77,550	4%	57,664,175
McFadden Intermediate - Optimization K-8 Conversion & Restroom	8,380,240	8,369,308	7,974,032	406,208	5%	49,283,936
Sierra Intermediate - Optimization K8 Conversion & Restroom	6,175,895	6,122,798	5,753,368	422,527	7%	43,108,041
Romero-Cruz Academy -Kinder & Playground Expansion	2,344,417	2,020,483	932,617	1,411,800	60%	40,763,624
District Wide - Furniture Fixtures & Equipment	903,100	675,760	675,780	227,340	25%	39,860,524
✓ Century High - Modernization	6,379,722	14,600,169	7,911,422	(1,531,700)	(24%)	33,480,802
✓ Century High - CTE Grant Match	1,345,256	-	-	1,345,256	100%	32,135,546
District Wide - Marquee (phase II)	1,000,000	141,291	62,474	937,526	94%	31,135,546
✓ Saddleback High - CTE Media Lab (Pre-construction)	300,000	277,435	175,813	124,188	41%	30,835,546
Godinez Fundamental High - Aquatic Facility (Pre-construction)	700,000	1,171,520	43,813	656,188	94%	30,135,546
Former Sepulveda - Optimization - Central Registration Center	750,000	116,892	1,050	748,950	100%	29,385,546
Measure I Program Management (18/19 to 20/23)	4,570,000	3,417,909	2,525,114	2,044,886	45%	24,815,546
Measure I Program Reserves (18/19 to 20/23)	8,000,000	-	-	8,000,000	100%	16,815,546



MEASURE I PROGRAM EXECUTIVE SUMMARY

Project	Measure I Budget	Commitments to date	Expenditures to date	Remaining Against Budget	%	Declining Balance
Measure I Third Issuance (Series C): \$92,000,000	(92,000,000)					108,815,546
Washington Elementary - Reconstruction (Part 2)	7,000,000	-	-	7,000,000	100%	101,815,546
Saddleback High - Sports Center (Part 2)	7,000,000	-	-	7,000,000	100%	94,815,546
Valley High - Auditorium Renovation (Part 2)	13,000,000	-	-	13,000,000	100%	81,815,546
Jefferson Elementary - P2P/MPR/Parking (Part 2)	12,000,000	-	-	12,000,000	100%	69,815,546
● Saddleback High - CTE Media Lab (Construction)	1,200,000	-	-	1,200,000	100%	68,615,546
Roosevelt-Walker Elementary - Measure I Optimization Interior Upgrades	750,000	85,388	57,252	692,748	92%	67,865,546
Hoover ES/4th Street - Measure I Optimization - Repurposing of Sites	2,000,000	225,407	217,030	1,782,971	89%	65,865,546
Madison Elementary - Measure I Parking/Playground Upgrades	2,000,000	234,500	39,500	1,960,500	98%	63,865,546
● District Wide - Measure I Single PE/Security (Future)	8,838,229	-	-	8,838,229	100%	55,027,317
● Santa Ana High - Measure I Modernization	7,759,505	1,509,688	1,509,688	6,249,817	81%	47,267,812
● Villa Fundamental - Measure I Modernization (Part 1)-ESSER	3,193,864	-	-	3,193,864	100%	44,073,948
Godinez Fundamental High - Aquatic Facility (Construction)	18,300,000	-	-	18,300,000	100%	25,773,948
Former Sepulveda - Nutrition Services Central Kitchen (Part 1)	3,400,808	-	-	3,400,808	100%	22,373,140
Fairview Site - New/Expanded Warehouse and Building Services (Part 1)	1,074,550	-	-	1,074,550	100%	21,298,590
Measure I Program Management (23/24 to 24/25)	2,700,000	-	-	2,700,000	100%	18,598,590
Measure I Program Reserves (23/24 to 24/25)	9,200,000	-	-	9,200,000	100%	9,398,590
Future GO Bond						
● Chavez High - Measure I Modernization	692,144	43,653	40,423	651,721	94%	9,358,166
● Davis Elementary - Measure I Modernization	1,745,343	50,500	49,903	1,695,440	97%	9,308,263
● Heninger Elementary - Measure I Modernization	1,997,496	51,000	49,923	1,947,573	98%	9,258,340
● Kennedy Elementary - Measure I Modernization	1,657,094	51,000	49,923	1,607,171	97%	9,208,416
● Pio Pico Elementary - Measure I Modernization	1,910,342	51,000	49,923	1,860,419	97%	9,158,493
● Walker Elementary - Measure I Modernization	1,172,190	51,000	49,923	1,122,267	96%	9,108,570
● Villa Fundamental - Measure I Modernization (Part 2)	5,114,116	3,500	3,500	5,110,616	100%	9,105,070
Former Sepulveda - Nutrition Services Central Kitchen (Part 2)	63,865,343	-	-	63,865,343	100%	9,105,070
Fairview Site - New/Expanded Warehouse and Building Services (Part 2)	20,416,442	-	-	20,416,442	100%	9,105,070
	347,643,304	116,952,845	77,620,844	270,022,459	78%	
● Original Shovel Ready Projects - Board Approved December 11, 2018						



DETAILED PROGRAM EXPENDITURES

School Name - Project Name	22 - Measure I (1st Issue)			Other(s)			Grand Total		
	Budget	Commitments	Expenditures	Budget	Commitments	Expenditures	Budget	Commitments	Expenditures
Carver Elementary - Modernization									
Budget Total	6,630,223	-	-	754,824	-	-	7,385,047	-	-
B - Planning Total	-	8,997	8,997	-	677,029	677,029	-	686,026	686,026
C - Construction Total	-	6,412,114	6,412,114	-	77,781	77,781	-	6,489,895	6,489,895
D - Testing Total	-	2,215	2,215	-	-	-	-	2,215	2,215
E - Inspection Total	-	187,685	187,685	-	-	-	-	187,685	187,685
	6,630,223	6,611,011	6,611,011	754,824	754,810	754,810	7,385,047	7,365,821	7,365,821
Carver Elementary - P2P									
Budget Total	24,543	-	-	11,015,775	-	-	11,040,318	-	-
A - Site Total	-	-	-	-	18,259	18,259	-	18,259	18,259
B - Planning Total	-	18,599	18,599	-	618,027	618,027	-	636,626	636,626
C - Construction Total	-	5,944	5,944	-	9,988,735	9,988,735	-	9,994,679	9,994,679
E - Inspection Total	-	-	-	-	390,754	390,754	-	390,754	390,754
	24,543	24,543	24,543	11,015,775	11,015,775	11,015,775	11,040,318	11,040,318	11,040,318
Century High - Modernization									
Budget Total	6,379,722	-	-	10,914,332	-	-	17,294,054	-	-
B - Planning Total	-	1,518,847	1,518,847	-	677,544	338,648	-	2,196,391	1,857,496
C - Construction Total	-	12,749,668	6,299,358	-	-	-	-	12,749,668	6,299,358
E - Inspection Total	-	331,654	93,218	-	-	-	-	331,654	93,218
F - Furniture & Equipment Tot	-	-	-	-	66,582	-	-	66,582	-
	6,379,722	14,600,169	7,911,422	10,914,332	744,126	338,648	17,294,054	15,344,296	8,250,071
Chavez High - Modernization									
Budget Total	692,144	-	-	1,547,810	-	-	2,239,954	-	-
B - Planning Total	-	43,653	40,423	-	166,298	166,298	-	209,951	206,721
	692,144	43,653	40,423	1,547,810	166,298	166,298	2,239,954	209,951	206,721
Davis Elementary - Modernization									
Budget Total	1,745,343	-	-	3,902,617	-	-	5,647,960	-	-
B - Planning Total	-	50,500	49,903	-	360,845	360,845	-	411,345	410,748
C - Construction Total	-	-	-	-	47,000	47,000	-	47,000	47,000
E - Inspection Total	-	-	-	-	5,424	5,424	-	5,424	5,424
	1,745,343	50,500	49,903	3,902,617	413,269	413,269	5,647,960	463,769	463,172
District Wide - Furniture Fixtures & Equipment									
Budget Total	903,100	-	-	-	-	-	903,100	-	-
B - Planning Total	-	17,180	17,180	-	-	-	-	17,180	17,180
F - Furniture & Equipment Tot	-	658,580	658,580	-	-	-	-	658,580	658,580
	903,100	675,760	675,760	-	-	-	903,100	675,760	675,760



DETAILED PROGRAM EXPENDITURE

School Name - Project Name	22 - Measure I (1st Issue)			Other(s)			Grand Total		
	Budget	Commitments	Expenditures	Budget	Commitments	Expenditures	Budget	Commitments	Expenditures
District Wide - Marquee (phase I)									
Budget Total	962,729	-	-	-	-	-	962,729	-	-
B - Planning Total	-	117,062	112,280	-	-	-	-	117,062	112,280
C - Construction Total	-	776,392	493,073	-	-	-	-	776,392	493,073
E - Inspection Total	-	50,230	25,287	-	-	-	-	50,230	25,287
	962,729	943,685	630,641	-	-	-	962,729	943,685	630,641
District Wide - Marquee (phase II)									
Budget Total	1,000,000	-	-	-	-	-	1,000,000	-	-
B - Planning Total	-	141,291	62,474	-	-	-	-	141,291	62,474
	1,000,000	141,291	62,474	-	-	-	1,000,000	141,291	62,474
District Wide - Single PE/Security (Current)									
Budget Total	4,641,115	-	-	378,000	-	-	5,019,115	-	-
B - Planning Total	-	258,733	169,690	-	378,000	394,137	-	636,733	563,827
C - Construction Total	-	422,742	226,944	-	-	-	-	422,742	226,944
F - Furniture & Equipment Tot	-	40,511	40,511	-	-	-	-	40,511	40,511
	4,641,115	721,986	437,145	378,000	378,000	394,137	5,019,115	1,099,986	831,282
District Wide - Single Point of Entry/Security (Future)									
Budget Total	8,838,229	-	-	-	-	-	8,838,229	-	-
	8,838,229	-	-	-	-	-	8,838,229	-	-
Fairview Warehouse/Building Services - Warehouse/Building Services									
Budget Total	21,490,992	-	-	-	-	-	21,490,992	-	-
	21,490,992	-	-	-	-	-	21,490,992	-	-
Garfield Elementary - Modernization									
Budget Total	7,669,956	-	-	577,513	-	-	8,247,469	-	-
B - Planning Total	-	52,468	48,485	-	577,513	576,937	-	629,981	625,423
C - Construction Total	-	7,023,989	7,016,329	-	-	-	-	7,023,989	7,016,329
E - Inspection Total	-	202,673	192,888	-	-	-	-	202,673	192,888
	7,669,956	7,279,130	7,257,702	577,513	577,513	576,937	8,247,469	7,856,643	7,834,640
Godinez Fundamental High - Aquatic Facility									
Budget Total	19,000,000	-	-	-	-	-	19,000,000	-	-
B - Planning Total	-	1,171,520	43,813	-	-	-	-	1,171,520	43,813
	19,000,000	1,171,520	43,813	-	-	-	19,000,000	1,171,520	43,813
Heninger Elementary - K-8 Music Expansion									
Budget Total	2,388,730	-	-	273,574	-	-	2,662,304	-	-
B - Planning Total	-	15,692	15,692	-	273,574	273,574	-	289,266	289,266
C - Construction Total	-	2,199,271	2,199,271	-	-	-	-	2,199,271	2,199,271
E - Inspection Total	-	126,665	126,665	-	-	-	-	126,665	126,665
F - Furniture & Equipment Tot	-	47,102	47,102	-	-	-	-	47,102	47,102
	2,388,730	2,388,730	2,388,730	273,574	273,574	273,574	2,662,304	2,662,304	2,662,304



DETAILED PROGRAM EXPENDITURES

School Name - Project Name	22 - Measure I (1st Issue)			Other(s)			Grand Total		
	Budget	Commitments	Expenditures	Budget	Commitments	Expenditures	Budget	Commitments	Expenditures
Heninger Elementary - Modernization									
Budget Total	1,997,496	-	-	4,268,811	-	-	6,266,307	-	-
B - Planning Total	-	51,000	49,923	-	381,872	381,872	-	432,872	431,795
	1,997,496	51,000	49,923	4,268,811	381,872	381,872	6,266,307	432,872	431,795
Hoover ES/4th Street - Optimization - Repurposing of Sites									
Budget Total	2,000,000	-	-	-	-	-	2,000,000	-	-
B - Planning Total	-	39,207	35,980	-	11,436	11,436	-	50,643	47,416
C - Construction Total	-	186,200	181,050	-	-	-	-	186,200	181,050
	2,000,000	225,407	217,030	-	11,436	11,436	2,000,000	236,843	228,466
Jackson Elementary - Preschool Lab & Playground									
Budget Total	1,599,577	-	-	-	-	-	1,599,577	-	-
B - Planning Total	-	188,729	188,729	-	-	-	-	188,729	188,729
C - Construction Total	-	1,400,187	1,400,187	-	-	-	-	1,400,187	1,400,187
E - Inspection Total	-	10,661	10,661	-	-	-	-	10,661	10,661
	1,599,577	1,599,577	1,599,577	-	-	-	1,599,577	1,599,577	1,599,577
Jefferson Elementary - P2P/MPR/Parking									
Budget Total	24,500,000	-	-	-	-	-	24,500,000	-	-
B - Planning Total	-	1,388,762	1,172,271	-	-	-	-	1,388,762	1,172,271
C - Construction Total	-	14,667,172	1,781,192	-	-	-	-	14,667,172	1,781,192
D - Testing Total	-	113,164	31,878	-	-	-	-	113,164	31,878
E - Inspection Total	-	331,024	35,364	-	-	-	-	331,024	35,364
	24,500,000	16,500,122	3,020,705	-	-	-	24,500,000	16,500,122	3,020,705
Kennedy Elementary - Modernization									
Budget Total	1,657,094	-	-	3,565,520	-	-	5,222,614	-	-
B - Planning Total	-	51,000	49,923	-	323,370	323,370	-	374,370	373,293
	1,657,094	51,000	49,923	3,565,520	323,370	323,370	5,222,614	374,370	373,293
King Elementary - Modernization									
Budget Total	6,592,852	-	-	2,596,010	-	-	9,188,862	-	-
B - Planning Total	-	94,016	34,781	-	596,010	594,337	-	690,026	629,119
C - Construction Total	-	6,202,203	5,856,350	-	1,060,500	980,989	-	7,262,703	6,837,339
E - Inspection Total	-	129,592	126,925	-	-	-	-	129,592	126,925
	6,592,852	6,425,812	6,018,056	2,596,010	1,656,510	1,575,326	9,188,862	8,082,321	7,593,383
Madison Elementary - Parking/Playground Upgrades									
Budget Total	2,000,000	-	-	-	-	-	2,000,000	-	-
B - Planning Total	-	234,500	39,500	-	-	-	-	234,500	39,500
	2,000,000	234,500	39,500	-	-	-	2,000,000	234,500	39,500
McFadden Intermediate - Optimization K-8 Conversion & Restroom									
Budget Total	8,380,240	-	-	-	-	-	8,380,240	-	-
B - Planning Total	-	273,116	267,971	-	-	-	-	273,116	267,971



DETAILED PROGRAM EXPENDITURES

School Name - Project Name	22 - Measure I (1st Issue)			Other(s)			Grand Total		
	Budget	Commitments	Expenditures	Budget	Commitments	Expenditures	Budget	Commitments	Expenditures
<i>C - Construction Total</i>	-	7,936,613	7,559,464	-	-	-	-	7,936,613	7,559,464
<i>D - Testing Total</i>	-	6,390	6,390	-	-	-	-	6,390	6,390
<i>E - Inspection Total</i>	-	153,189	140,207	-	-	-	-	153,189	140,207
	8,380,240	8,369,308	7,974,032	-	-	-	8,380,240	8,369,308	7,974,032
Muir Fundamental - P2P									
<i>Budget Total</i>	43,600	-	-	19,717,141	-	-	19,760,741	-	-
<i>B - Planning Total</i>	-	43,600	43,600	-	1,113,136	1,113,136	-	1,156,736	1,156,736
<i>C - Construction Total</i>	-	-	-	-	18,270,848	18,270,848	-	18,270,848	18,270,848
<i>D - Testing Total</i>	-	-	-	-	148,599	148,599	-	148,599	148,599
<i>E - Inspection Total</i>	-	-	-	-	184,499	184,499	-	184,499	184,499
	43,600	43,600	43,600	19,717,141	19,717,082	19,717,082	19,760,741	19,760,682	19,760,682
Pio Pico Elementary - Modernization									
<i>Budget Total</i>	1,910,342	-	-	4,102,431	-	-	6,012,773	-	-
<i>B - Planning Total</i>	-	51,000	49,923	-	376,655	376,655	-	427,655	426,578
	1,910,342	51,000	49,923	4,102,431	376,655	376,655	6,012,773	427,655	426,578
Romero-Cruz Academy - Kinder & Playground Expansion									
<i>Budget Total</i>	2,344,417	-	-	-	-	-	2,344,417	-	-
<i>B - Planning Total</i>	-	300,129	277,198	-	-	-	-	300,129	277,198
<i>C - Construction Total</i>	-	1,611,660	595,938	-	-	-	-	1,611,660	595,938
<i>E - Inspection Total</i>	-	108,694	59,481	-	-	-	-	108,694	59,481
	2,344,417	2,020,483	932,617	-	-	-	2,344,417	2,020,483	932,617
Roosevelt-Walker Elementary - Optimization Interior Upgrades									
<i>Budget Total</i>	750,000	-	-	-	-	-	750,000	-	-
<i>B - Planning Total</i>	-	85,388	57,252	-	-	-	-	85,388	57,252
	750,000	85,388	57,252	-	-	-	750,000	85,388	57,252
Saddleback High - CTE Media Lab									
<i>Budget Total</i>	1,500,000	-	-	1,500,000	-	-	3,000,000	-	-
<i>B - Planning Total</i>	-	277,435	175,813	-	-	-	-	277,435	175,813
	1,500,000	277,435	175,813	1,500,000	-	-	3,000,000	277,435	175,813
Saddleback High - Interim and New Kitchen									
<i>Budget Total</i>	7,811,505	-	-	5,200,000	-	-	13,011,505	-	-
<i>B - Planning Total</i>	-	260,418	260,418	-	754,318	748,536	-	1,014,736	1,008,953
<i>C - Construction Total</i>	-	6,810,776	6,235,553	-	3,738,464	3,778,927	-	10,549,240	10,014,480
<i>D - Testing Total</i>	-	8,225	8,225	-	5,855	5,855	-	14,080	14,080
<i>E - Inspection Total</i>	-	175,327	111,577	-	307,550	304,921	-	482,877	416,498
<i>F - Furniture & Equipment Tot</i>	-	132,763	132,763	-	559,206	559,206	-	691,968	691,968
	7,811,505	7,387,508	6,748,535	5,200,000	5,365,392	5,397,444	13,011,505	12,752,901	12,145,980



DETAILED PROGRAM EXPENDITURES

School Name - Project Name	22 - Measure I (1st Issue)			Other(s)			Grand Total		
	Budget	Commitments	Expenditures	Budget	Commitments	Expenditures	Budget	Commitments	Expenditures
Saddleback High - Sports Center									
Budget Total	17,994,090	-	-	1,000,000	-	-	18,994,090	-	-
B - Planning Total	-	1,640,248	1,184,090	-	-	-	-	1,640,248	1,184,090
C - Construction Total	-	2,667,552	135,742	-	-	-	-	2,667,552	135,742
	17,994,090	4,307,800	1,319,832	1,000,000	-	-	18,994,090	4,307,800	1,319,832
Santa Ana High - CTE Media Arts Lab/Library									
Budget Total	2,167,754	-	-	3,105,614	-	-	5,273,368	-	-
B - Planning Total	-	3,699	3,699	-	498,518	498,518	-	502,217	502,217
C - Construction Total	-	2,136,052	2,136,052	-	2,495,797	2,495,797	-	4,631,849	4,631,849
D - Testing Total	-	3,702	3,702	-	-	-	-	3,702	3,702
E - Inspection Total	-	24,300	24,300	-	111,300	111,300	-	135,600	135,600
	2,167,754	2,167,754	2,167,754	3,105,614	3,105,614	3,105,614	5,273,368	5,273,368	5,273,368
Santa Ana High - Modernization									
Budget Total	7,759,505	-	-	13,240,495	-	-	21,000,000	-	-
B - Planning Total	-	1,509,688	1,509,688	-	640,495	73,167	-	2,150,183	1,582,855
	7,759,505	1,509,688	1,509,688	13,240,495	640,495	73,167	21,000,000	2,150,183	1,582,855
Sepulveda Site - Central Kitchen & Registration Testing Center									
Budget Total	68,016,151	-	-	-	-	-	68,016,151	-	-
B - Planning Total	-	2,715	-	-	-	-	-	2,715	-
C - Construction Total	-	114,177	1,050	-	-	-	-	114,177	1,050
	68,016,151	116,892	1,050	-	-	-	68,016,151	116,892	1,050
Sierra Intermediate - Optimization K8 Conversion & Restroom									
Budget Total	6,175,895	-	-	-	-	-	6,175,895	-	-
B - Planning Total	-	238,519	234,156	-	-	-	-	238,519	234,156
C - Construction Total	-	5,746,035	5,388,007	-	-	-	-	5,746,035	5,388,007
D - Testing Total	-	1,635	1,635	-	-	-	-	1,635	1,635
E - Inspection Total	-	136,610	129,571	-	-	-	-	136,610	129,571
	6,175,895	6,122,798	5,753,368	-	-	-	6,175,895	6,122,798	5,753,368
Valley High - Auditorium Renovation									
Budget Total	23,600,000	-	-	2,400,000	-	-	26,000,000	-	-
B - Planning Total	-	2,260,392	1,655,124	-	-	-	-	2,260,392	1,655,124
C - Construction Total	-	1,906,894	259,784	-	-	-	-	1,906,894	259,784
	23,600,000	4,167,286	1,914,909	2,400,000	-	-	26,000,000	4,167,286	1,914,909
Valley High - CTE Automotive									
Budget Total	5,050,000	-	-	3,747,203	-	-	8,797,203	-	-
B - Planning Total	-	417,185	250,085	-	335,640	335,640	-	752,825	585,725
C - Construction Total	-	708,760	134,618	-	44,000	-	-	752,760	134,618
D - Testing Total	-	-	-	-	83,498	-	-	83,498	-
E - Inspection Total	-	-	-	-	139,327	95	-	139,327	95



DETAILED PROGRAM EXPENDITURES

School Name - Project Name	22 - Measure I (1st Issue)			Other(s)			Grand Total		
	Budget	Commitments	Expenditures	Budget	Commitments	Expenditures	Budget	Commitments	Expenditures
Valley High - CTE Culinary Arts	5,050,000	1,125,944	384,702	3,747,203	602,465	335,735	8,797,203	1,728,410	720,437
Budget Total	5,050,000	-	-	3,706,510	-	-	8,756,510	-	-
B - Planning Total	-	576,500	389,802	-	292,510	292,510	-	869,010	682,312
C - Construction Total	-	708,760	134,618	-	44,000	-	-	752,760	134,618
D - Testing Total	-	-	-	-	83,498	-	-	83,498	-
E - Inspection Total	-	-	-	-	139,327	95	-	139,327	95
	5,050,000	1,285,259	524,419	3,706,510	559,336	292,605	8,756,510	1,844,595	817,025
Villa Fundamental - Modernization									
Budget Total	8,307,980	-	-	8,091,620	-	-	16,399,600	-	-
B - Planning Total	-	3,500	3,500	-	1,449,282	1,097,032	-	1,452,782	1,100,532
	8,307,980	3,500	3,500	8,091,620	1,449,282	1,097,032	16,399,600	1,452,782	1,100,532
Walker Elementary - Modernization									
Budget Total	1,172,190	-	-	2,568,766	-	-	3,740,956	-	-
B - Planning Total	-	51,000	49,923	-	243,277	243,277	-	294,277	293,201
	1,172,190	51,000	49,923	2,568,766	243,277	243,277	3,740,956	294,277	293,201
Walker Elementary - Optimization Swing Space									
Budget Total	1,744,313	-	-	247,505	-	-	1,991,818	-	-
B - Planning Total	-	101,422	101,422	-	-	-	-	101,422	101,422
C - Construction Total	-	1,535,485	1,533,035	-	247,505	247,505	-	1,782,990	1,780,540
E - Inspection Total	-	32,306	32,306	-	-	-	-	32,306	32,306
	1,744,313	1,669,213	1,666,763	247,505	247,505	247,505	1,991,818	1,916,717	1,914,267
Washington Elementary - Modernization									
Budget Total	5,677,941	-	-	5,248,894	-	-	10,926,835	-	-
B - Planning Total	-	8,413	8,413	-	1,012,893	998,585	-	1,021,305	1,006,998
C - Construction Total	-	9,085,370	5,038,276	-	-	-	-	9,085,370	5,038,276
D - Testing Total	-	76,403	59,471	-	-	-	-	76,403	59,471
E - Inspection Total	-	142,000	102,000	-	-	-	-	142,000	102,000
	5,677,941	9,312,185	5,208,159	5,248,894	1,012,893	998,585	10,926,835	10,325,078	6,206,744
Washington Elementary - Reconstruction									
Budget Total	23,658,280	-	-	-	-	-	23,658,280	-	-
B - Planning Total	-	1,740,743	1,356,939	-	-	-	-	1,740,743	1,356,939
C - Construction Total	-	1,980,755	124,671	-	-	-	-	1,980,755	124,671
	23,658,280	3,721,498	1,481,610	-	-	-	23,658,280	3,721,498	1,481,610
Measure I Program Management and Reserves									
Budget Total	25,815,256	-	-	-	-	-	25,815,256	-	-
B - Planning Total	-	3,417,909	2,525,114	-	-	-	-	3,417,909	2,525,114
	25,815,256	3,417,909	2,525,114	-	-	-	25,815,256	3,417,909	2,525,114
Totals	347,643,304	116,952,845	77,620,844	113,670,965	50,016,547	48,110,152	461,314,268	166,969,392	125,730,997